

Rally Regulations

Rally Judges' Guidelines

The Steward in Rally

Rally Signs and Descriptions

Amended to May 1, 2014

NOTE: This Rulebook contains the following insert(s):

*Orange Insert -
Effective October 1,
2015

*Gray Insert - Effective
December 1, 2015
Insert(s) located after
inside front cover



AMERICAN
KENNEL CLUB®

AMERICAN KENNEL CLUB'S MISSION STATEMENT

The American Kennel Club is dedicated to upholding the integrity of its Registry, promoting the sport of purebred dogs and breeding for type and function. Founded in 1884, the AKC and its affiliated organizations advocate for the purebred dog as a family companion, advance canine health and well-being, work to protect the rights of all dog owners and promote responsible dog ownership.

**Revisions to the
Rally Regulations**

Effective October 1, 2015

**This insert is issued as a supplement to the
Rally Regulations amended to
May 1, 2014 and approved by the AKC Board of Directors
September 10, 2015**

**Rally Regulations
Chapter 1 – General Regulations**

**Section 15. Disqualification, Ineligibility, Excusal, and Change in
Appearance of Dogs.**

(Change to Paragraphs 2 and 4 only)

A dog that is blind or has been changed in appearance for cosmetic reasons (other than changes customarily approved for its breed) may not compete in any rally trial and will be disqualified. Blind means without useful vision. The judge will not obtain the opinion of veterinarian.

The judge will disqualify any dog that attempts to attack any person in the ring and fill out the required “Disqualification for Attacking” form (AEDSQ1).

When a dog has been disqualified under this section as being blind or for having been changed in appearance for cosmetic reasons, or for having attacked or attempted to attack a person in the ring, all awards made to the dog at the trial will be cancelled by the AKC. The dog may not again compete unless the owner applies for and receives reinstatement.

The remainder of this section are unchanged.

Revisions to the Rally Regulations

Effective December 1, 2015

**This insert is issued as a supplement to the
Rally Regulations amended to
May 1, 2014 and approved by the AKC Board of Directors
September 10, 2015**

Chapter 1 – General Regulations

Section 1. Application to Hold a Rally Trial. *(Paragraph 4)*

A club may hold two rally trials concurrently or consecutively, at the same site on the same day, or two clubs may hold their rally trials consecutively at the same site on the same day. This information must be clearly stated in the premium list(s). If two trials are held consecutively on the same day, the scheduled judging program for both events cannot exceed eight hours of judging time. A club may limit the number of entries in their rally trial. No judge will be assigned to judge more than eight hours in one day, including any other judging assignments when the rally trial is held in conjunction with other events.

Section 13. Transfers.

- The club will clearly state in its premium list whether transfers will or will not be allowed. If no statement is provided in the premium list, the default is to allow transfers.
- A transfer from a rally class to a rally class may be requested if, according to the owner's records, the handler and dog are eligible and the dog has completed the requirements for the title after the closing date of the trial in which the advanced entry is to be made; provided the club offers transfers.
- Transfers from an "A" to "B" class at the same level are allowed provided the host club allows transfers. (When a club does not allow transfers, refer to Section 14. Entry of Ineligible Dog.)
- The request for a transfer must be in writing and presented to the superintendent or trial secretary at least 30 minutes prior to the start of each trial.
- Clubs may choose to accept transfers prior to the day of the trial and this should be clearly stated in the premium list.
- Transfers may be approved provided the class and judge is available, and the class has not reached its limit.

Section 20. Judging Program. After entries have closed, any club holding a licensed or member rally trial must prepare a program. The judging program must list the start time for each class scheduled to start before 12:00 noon. The listed start time for each class is the time of the walkthrough and judging of the class will follow. An additional 10 minutes must be added into the first hour of

judging for the first walkthrough. Classes scheduled to start at, or after 12:00 noon will be listed to start “after noon” and must be judged in the order and ring listed in the judging program. If the published judge and ring are available prior to the listed start time and all exhibitors have checked-in and agree, the judge may start a class earlier than the class time listed in the judging program.

When there are two trials scheduled for the same day/same site, a start time must be given for each trial. At no time may a second trial on the same day/same site begin prior to the start time published in the judging program. In the case of a licensed or member specialty trial open only to the specialty breed, a group trial or a trial that begins after 12:00 noon, the start time for only the first rally class needs to be given.

A copy of this program will be mailed to the owner of each dog and to each judge, and the program will be printed in the catalog; electronic correspondence may be utilized at the exhibitor's request. This program will be based on the judging of up to 20 entries per hour. The A and B classes at the same title level may be combined for judging if the total combined entry for both classes is not more than 20 dogs. The published starting time for judging, the availability of rings and ring set up time must also be taken into consideration.

No judge will be scheduled to exceed this limit of dogs per hour. In addition, judges may take 45 minutes to one hour for rest or meals at their discretion. No judge will be assigned to judge for more than eight hours in one day. This limit includes obedience and/or any breed judging assignments. The “A” and “B” classes of the same level are considered two classes. In situations where the club feels this regulation does not result in a reasonable outcome, the club must contact the judge to gain approval for additional judging time.

Any non-regular class must be judged after the regular titling classes if the classes are scheduled to be judged in the same ring. Contact information, e.g. cell telephone number for at least one committee member, must be listed in the judging program. The information must provide a means of readily available communication with a member of the committee on the day of the event.

Section 23. Additional Judges, Reassignment, Split Classes.

(new paragraphs 4 & 5)

Should an Event Committee be informed at any time within 72 hours before the opening of its trial, that an advertised judge cannot fulfill their assignment; the club will find a qualified substitute judge or any person in good standing with the American Kennel Club. Only within 72 hours of an event may a club assign a judge with an event conflict to take that assignment. The Event Committee shall obtain approval of the change from the American Kennel Club if time allows.

No notice need be sent to those exhibitors who have entered dogs under the advertised judge. The Event Committee will be responsible for having a notice posted in a prominent place within the trial precincts as soon after the trial opens as is practical informing exhibitors of the change in judge(s). An exhibitor who has entered a dog under an advertised judge who is being replaced may

withdraw such entry and will have the entry fee refunded provided notice of such withdrawal is given to the superintendent or trial secretary prior to the start of judging of the class.

Chapter 3 – General Procedures

Section 5. Familiarization Time. The course for each class will be posted at the ring when the judge arrives. Prior to the start of each class, up to a 10-minute walkthrough will be allowed for handlers, without their dogs. When the same course is used for A and B classes, the judge may choose to combine the walkthrough times. After each two-hour period of judging, judges should allow up to an additional 10-minute walkthrough for the next two-hour block of dogs to be judged in the class. The judge must be available in the ring during this period to answer any questions the handlers might have. The judge may also choose to brief the handlers on the course during this period. Copies of the course may be given to exhibitors prior to the class, if available. Walkthrough times need only be published in the judging program and catalog for the first rally class scheduled, although a 10-minute time should be allotted for a walkthrough prior to the scheduled start time of each class.

Revisions to the Rally Judges' Guidelines

Effective December 1, 2015

**This insert is issued as a supplement to the
Rally Judges' Guidelines amended to
May 1, 2014 and approved by the AKC Board of Directors
September 10, 2015**

Chapter 1 – Rally Judges' Guidelines

Section 3. Beware of Those Gray Areas. Judges (including provisional) may not handle dogs that are not owned or co-owned by themselves or a family member at obedience and/or rally trials. It is not proper for a judge to co-own a dog solely to permit the judge to handle the dog. Tracking, agility, obedience, rally and conformation judges may enter the "A" classes, if otherwise eligible.

Section 5. Judging Assignments/Assignment Restrictions. A judge will not be approved to judge the same rally class at all-breed events within 30 days and 100 straight-line miles of each other with the following exceptions:

- A judge may accept assignments to judge the same classes for two rally trials that fall on the same day at the same site.

- A judge may accept assignments to judge the same classes at two rally trials over the course of two consecutive days at the same site or within a local geographical area as determined by the AKC.
- A judge may accept an assignment within 30 days and 100 straight line miles of another assignment only on an emergency basis. An emergency basis is defined as an advertised judge notifying a club within 72 hours of an approved trial that they cannot fulfill their assignment.
- Assignments to judge the same class or classes at two breed specialty or group rally trials are not considered to be in conflict unless the two specialties or group rally trials are for the same breed or group. Breed specialty rally assignments or group shows are not in conflict with an assignment to judge the same class(es) at an all-breed rally trial. A judge's assignment or combined assignments for any day shall not exceed eight hours.

Gray Insert

Issued: September 15, 2015

ROR001 (11/14)

AKC RALLY® REGULATIONS

EFFECTIVE May 1, 2014

Table of Contents

AKC Rally Introduction	3
CHAPTER 1 General Regulations	4
Section 1. Application to Hold a Rally Trial	4
Section 2. Entries	5
Section 3. Premium Lists and Catalogs	5
Section 4. Recording Fees	6
Section 5. Rally Trial Committee	6
Section 6. Rally Sanctioned Matches	6
Section 7. AKC Sanction	6
Section 8. Rules Applying to Dog Shows	6
Section 9. Identification	6
Section 10. Immediate Family	7
Section 11. Dogs Eligible to Compete	7
Section 12. Dogs that May Not Compete	7
Section 13. Transfers	8
Section 14. Entry of Ineligible Dog	9
Section 15. Disqualification, Ineligibility, Excusal, and Change in Appearance of Dogs	9
Section 16. Dog Attacks/Event Committee Hearing	10
Section 17. Risk	10
Section 18. Decisions	10
Section 19. Dogs Competing	10
Section 20. Judging Program	11
Section 21. Catalog Order	11
Section 22. Limitation of Entries	11
Section 23. Additional Judges, Reassignment, Split Classes	12
Section 24. Split Classes in Premium List	12
Section 25. Split Classes, Official Ribbons, Prizes	12
Section 26. Stewards	13
Section 27. Ring Sizes and Conditions	13
Section 28. Rally Rings at Dog Shows	13
Section 29. Judge's Report on Ring and Equipment	13
Section 30. Judges' Education	14
CHAPTER 2 Regulations for Performance and Judging	15
Section 1. Standardized Judging	15
Section 2. Standard of Performance	15
Section 3. Qualifying Performance	15
Section 4. No Added Requirements	15
Section 5. A and B Classes and Different Breeds	15
Section 6. Interference and Double Handling	16
Section 7. Re-judging	16
Section 8. Judge's Book and Score Sheets	16
Section 9. Announcement of Scores	16

Section 10. Explanations and Errors	16
Section 11. Compliance with Regulations and Standards	16
Section 12. Physically Challenged Handlers	17
Section 13. Catalog Order	17
Section 14. Use of Leash	17
Section 15. Collars	17
Section 16. Commands	17
Section 17. Orders and Minimum Penalties	17
Section 18. Misbehavior	18
Section 19. Training and Warm-up on the Grounds	18
Section 20. Training and Disciplining in the Ring	18
Section 21. Abuse of Dogs	18
Section 22. Declining Entries	18
CHAPTER 3 General Procedures	19
Section 1. Armbands	19
Section 2. Signs and Holders	19
Section 3. Placements of Signs	19
Section 4. Location of Performance in Relation to Signs	19
Section 5. Familiarization Time	19
Section 6. Judging	20
Section 7. Qualifying Scores and General Scoring	20
Section 8. Timing	21
Section 9. Ribbons and Prizes	22
Section 10. Rally Ribbons	22
Section 11. Rally Match Ribbons	23
Section 12. Highest Combined Score in Advanced B and Excellent B Classes	23
CHAPTER 4 Classes and Titles	24
Section 1. Rally Novice Class	24
Section 2. Rally Advanced Class	24
Section 3. Rally Excellent Class	25
Section 4. Jumps	25
Section 5. Jump Heights	26
Section 6. Sit Stay Exercise	27
Section 7. The Rally Advanced Excellent Title	27
CHAPTER 5 AKC Rally® National Championship	28
Section 1. Rally National Championship Defined	28
Section 2. Rally National Champion Title	28
Section 3. Dogs That May Compete	28
CHAPTER 6 Non-Regular Classes	29
Section 1. Rally Pairs Class	29
Section 2. Rally Team Competition	29
SUGGESTED CONSTRUCTION OF JUMPS	30
GLOSSARY OF <u>RALLY</u> TERMS	33

AKC RALLY® INTRODUCTION

AKC Rally is a sport in which the dog and handler complete a course that has been designed by the rally judge. The judge tells the handler to begin, and the dog and handler proceed at a brisk pace through a course of designated stations (10-20, depending on the level). Each of these stations has a sign providing instructions regarding the next skill that is to be performed. The dog and handler team moves continuously at a brisk but normal pace with the dog under control at the handler's left side. There should be a sense of teamwork between the dog and handler both during the numbered exercises and between the exercise signs; however, perfect heel position is not required. Any faults in traditional AKC Obedience that would be evaluated and scored as a one-point deduction or more should be scored the same in rally, unless otherwise mentioned in the *Rally Regulations*. After the judge's "Forward" order, the team is on its own to complete the entire sequence of numbered signs correctly. Unless otherwise specified in these regulations, handlers are permitted to talk, praise, encourage, give additional commands and/or signals using one or both arms, clap their hands, pat their legs or use any verbal means of encouragement. The handler must move in a natural manner. The handler's arms need not be maintained in any particular position. At any time during the performance, loud or harsh commands, intimidating signals, touching the dog (unless otherwise specified by these regulations) or any physical corrections will be penalized. There will be a penalty for any dog that is picked up or carried at any time in the rally ring while under judgment. **Note:** A dog is under judgment until it leaves the ring. AKC Rally is a companion sport to AKC Obedience. Both require teamwork between dog and handler along with similar performance skills. Rally provides an excellent introduction to AKC Companion Events for new dogs and handlers and can provide a challenging opportunity for competitors in other events to strengthen their skills. All rally titles will follow the dog's name with the exception of the Rally National Champion title. The winner of the Rally National Championship will be permitted to use the letters RNC preceding the AKC name of the dog. The *Rules Applying to Dog Shows*, where applicable, shall govern the conduct of AKC Rally trials and shall apply to all persons and dogs participating in them, except as these *Rally Regulations* may otherwise provide.

CHAPTER 1 GENERAL REGULATIONS

Section 1. Application to Hold a Rally Trial. Any AKC Club may be granted permission to hold a rally trial if, in the opinion of the AKC Board of Directors, it is qualified to do so, provided the club holds the event(s) for which it was originally formed at least once every two years.

Clubs meeting the requirements of AKC that wish to hold a rally trial must apply on the form the AKC provides for permission to hold such a trial with the appropriate application fee. A rally trial is a separate event, with a separate event number. The event application with appropriate fee must be submitted at least 18 weeks before the closing date for entries to the event. The trial may be held as a separate event or in conjunction with another event. A club may be approved to hold up to twelve (12) licensed or member rally events in a calendar year.

A licensed or member rally trial need not include all the regular rally classes, but a club will not be approved to hold Advanced classes unless it also holds Novice classes. Nor will it be approved to hold Excellent classes unless it also holds Novice and Advanced classes. Any club that has been approved to hold a licensed or member rally trial may offer additional non-regular classes upon AKC approval. If a non-regular class is one that is not defined in these regulations, a clear and complete description of both the eligibility and performance requirements will appear in the premium list.

A club may hold two rally trials concurrently or consecutively, at the same site on the same day, or two clubs may hold their rally trials consecutively at the same site on the same day. If two trials are held consecutively on the same day, the scheduled judging program for both events cannot exceed eight hours of judging time. A club may limit the number of entries in their rally trial. No judge will be assigned to judge more than eight hours in one day, including any other judging assignments when the rally trial is held in conjunction with other events.

Specialty and group clubs have three options with regard to the breeds that are eligible to enter their trial.

- (1) These clubs may hold a trial exclusively for their own breed(s).
- (2) If entries are limited, these clubs may accept entries of dogs of their own breed(s) first then accept entries from group breeds or all breeds until the entry limit specified in the premium list is reached.
- (3) These clubs may hold their specialty or group rally trial followed by an all-breed or group rally trial, so long as the scheduled judging program for both events does not exceed eight hours of judging time.

If option (2) is selected, awards as described in these regulations, Chapter 3, Sections 10-13, will be offered for the specialty breed(s). In addition, awards as described in these regulations, Chapter 3, Sections 10-13, will be offered for the all-breed event.

If option (3) is selected, the specialty rally and all-breed or group rally trials will be approved and held as two separate events.

Any club eligible to hold all-breed rally trials may open their trial to dogs listed with AKC Canine Partners at their option.

Section 2. Entries. To be acceptable, an entry must:

- Be submitted with the required entry fee
- Be on an official AKC entry form
- Be signed by the owner or their duly authorized agent

Include all of the following information:

- Name of show/trial giving club
- Date of show/trial
- Breed
- Variety, if any
- Sex
- Name of class(es) entered
- Full registered name of dog
- Name of owner(s)/co-owner(s)
- Address of owner

Include one of the following:

- AKC registration number
- PAL/ILP number
- AKC Canine Partners listing number
- Foreign registration number and country of registration for an unregistered imported dog
- Identification number issued by AKC

Include the following, if known:

- Date of birth
- Place of birth
- Name of breeder(s)
- Name of sire
- Name of dam
- Jump Height

Note: a dog listed with AKC Canine Partners should mark their breed as an “All American Dog.”

Entry Fees/Special Inducements. A host club shall not accept an entry fee other than that published in its premium list or discriminate between exhibitors by offering certain owners or handlers special inducements such as rebates, prizes or other concessions unless allowed by another section of these regulations. Except a club, at its discretion, may allow for a reduced entry fee for dogs handled by juniors. A junior must have an AKC Junior Handler number and is defined as someone less than 18 years of age on the first day of the event. An event is defined by a unique event number.

Section 3. Premium Lists and Catalogs. A premium list and a catalog must be provided for every rally trial; however, they may be separate documents or they may be included with the obedience, all-breed or specialty trial premium list and catalog. The premium shall be

printed and shall measure not less than 5½ x 8½ inches or more than 8½ x 11 inches. The jump heights in the catalog for the Rally Advanced and Rally Excellent classes will be arranged in either ascending or descending order. It shall be stated in the premium list what jump height will begin the class and if the order will be ascending or descending.

Section 4. Recording Fees. At every licensed or member club rally trial, a recording fee of \$3.50 shall be required for the first entry of each dog and a recording fee of \$3.00 shall be required for each additional entry of the same dog. A marked catalog and all recording fees must be sent to AKC so as to reach its office within seven days after the close of the trial.

Section 5. Rally Trial Committee. Any club holding a rally trial must appoint a rally trial committee that will exercise all the authority of a dog show's Event Committee. If a rally club's trial is held in conjunction with a dog show, the rally trial committee will have sole jurisdiction only over the dogs, handlers and owners entered in that rally trial. If, however, any dog is entered in both rally and conformation classes, the rally trial committee's jurisdiction pertains only to the AKC Rally® Regulations.

When a rally trial is to be held in conjunction with an obedience, all-breed or specialty show, the club's Event Committee will include one person designated as Rally Chairperson. At this event, the Event Committee has sole jurisdiction over all matters coming before it, whether the matter has to do with the dog show, obedience trial or rally trial.

Section 6. Rally Sanctioned Matches. A club may hold a rally match with approval of the AKC and under its Match Regulations. Scores awarded at these matches will not count toward any rally title and will not be recorded by the AKC. All the Rally Regulations apply to sanctioned matches, except for those sections specifying that the provisions apply to licensed or member trials and except where specifically stated otherwise in the Match Regulations.

Section 7. AKC Sanction. AKC sanction must be obtained by any club that holds AKC Rally trials as well as any type of match for which it accepts entries from non-members.

Section 8. Rules Applying to Dog Shows. All applicable rules found in *Rules Applying to Dog Shows* will apply to any person and dog entered, unless these regulations state otherwise.

Section 9. Identification. No visible means of identification (badges, ribbons, club jackets, etc.) may be worn or displayed by anyone exhibiting a dog in the ring.

Section 10. Immediate Family. As used in these regulations “immediate family” means husband, wife, father, mother, son, daughter, brother, sister, father-in-law, mother-in-law, son-in-law, daughter-in-law, brother-in-law, or sister-in-law.

Section 11. Dogs Eligible to Compete. As used in these regulations, the word “dog” refers to either sex. Dogs registered with an AKC Limited Registration number and dogs with a PAL (Purebred Alternative Listing) or ILP (Indefinite Listing Privilege) number, and dogs listed with AKC Canine Partners may be entered in these events. Dogs with PAL, ILP, or AKC Canine Partners number must be spayed or neutered in order to compete. The AKC Limited Registration number, PAL or ILP number, or AKC Canine Partners listing number must be show on the entry form. A dog approved for entry in the Miscellaneous Class at dog shows and a dog of a Foundation Stock Service recorded breed that meets the eligibility requirements for competition are eligible to compete in rally trials provided their AKC identification number appears on the entry form.

Section 12. Dogs that May Not Compete. No dog under six months of age may compete. No dog belonging wholly or in part to a judge, or superintendent, or any member of such a person’s household may be entered in any rally trial in which such person officiates or is scheduled to officiate. Nor may they handle or act as agent for any dog entered at that rally trial.

Females in season are not permitted to compete. If a female is withdrawn from competition because it came into season and the event secretary is notified no later than one-half hour prior to the start of the first class in the trial, the club is required to refund the entry fee. The club may retain a processing fee and must publish this information in the premium. Clubs may determine what documentation, if any, is required to confirm the female is in season. This shall be stated in the premium. Note: No fee is paid to the AKC for females in season who are withdrawn.

If allowed by the host club, the rally trial secretary may enter dogs owned or co-owned by the secretary and may handle dogs in the rally trial. The secretary’s priority must be the handling of official secretary duties in a timely manner. If participation in the trial interferes with those duties, other arrangements for handling dogs must be made.

The official veterinarians will not exhibit or act as agent or handler at the show, and dogs owned wholly or in part by them will not be eligible to be entered at that show. No dog owned wholly or in part by a superintendent, any other employee of that superintendent, or any person residing in the same household as any of the foregoing will be eligible to be entered at any show held 30 days before or after a show that the superintendent has been approved to service by the AKC. Nor may that person exhibit or act as an agent or handler.

For the purpose of this section, the employees of a superintendent would include only those individuals who represent the superintendent or superintending organization at dog shows.

No judge or any person residing in the same household as the judge will exhibit or act as agent or handler at a rally trial on the day in which they are judging. Dogs owned wholly or in part by such judge or any member of their household will not be eligible to be exhibited in conformation, obedience, rally, or any other AKC venue on the day the judge is judging if the show or trial is on the same show grounds. This applies to obedience, rally, and dog show judges when a rally trial is held in conjunction with a dog show. Subject to the foregoing, members of a judge's immediate family who no longer live in the same household may enter or handle a dog at a show, or trial if the judge is not officiating over any competition that might involve that dog. If a club does not advertise in its premium list who is to judge run-offs between classes, an exhibitor will automatically be considered to have lost the run-off of any tie scores between classes if the judge of the run-off is a member of the exhibitor's immediate family.

No dog may be entered or shown under a judge at a rally trial if the dog has been owned, sold, held under lease, or handled in the ring within six months prior to the date of the rally trial by the judge or by any person residing in the same household as the judge.

No exhibitor may show a dog under a judge at a rally trial if the exhibitor has participated in a training session taught by that judge within thirty (30) days prior to the date of the event.

No dog may be entered or shown under a judge at a rally trial if the dog is owned or handled by any person who has regularly served as a trainer or instructor of that judge, either individually or through classes, within thirty (30) days; or if the dog has been has been regularly trained or instructed by the judge within thirty (30) days prior to the date of the rally trial. "Trained or instructed" applies equally to judges who train professionally or as amateurs and to judges who train individual dogs or train or instruct dogs in classes with or through their handlers (see "Glossary of Terms").

Section 13. Transfers.

- The club will clearly state in its premium list whether transfers will or will not be allowed. If no statement is provided in the premium list the default is to allow transfers.
- A transfer from a rally class to a rally class may be requested if, according to the owner's records the handler and dog are eligible and the dog has completed the requirements for the title after the closing date of the trial in which the advanced entry is to be made; provided the club offers transfers.
- Transfers from an "A" to "B" class at the same level are allowed provided the host club allows transfers. (When a club does not allow transfers, refer to Section 14. Entry of Ineligible Dog.)
- The request for a transfer must be in writing and presented to the superintendent or trial secretary at least 30 minutes prior to the start of each trial.
- Transfers may be approved provided the class and judge is available, and the class has not reached its limit.

Section 14. Entry of Ineligible Dog. A dog which has been entered in an “A” class for which it is not eligible due to class restrictions for either the dog or handler, may be moved to the “B” class at the same level under the following conditions:

- The request for the move must be in writing and presented to the superintendent or trial secretary at least 30 minutes prior to the start of each trial.
- The request must state the reason and justification for the move from an “A” class to the “B” class within the level.

Section 15. Disqualification, Ineligibility, Excusal, and Change in Appearance of Dogs. If an ineligible dog has been entered in any licensed or member rally trial, the name of the owner on the entry form is not the person(s) who actually owned the dog at the time entries closed, the dog is shown in a class for which it has not been entered, the dog is entered in the same class more than once, or the dog’s entry is unacceptable to the AKC, all resulting awards will be cancelled. Any time a judge marks a dog “Disqualified” or “Excused,” the judge must state the reason in the judge’s book and will give the superintendent or show or trial secretary a brief report of the dog’s actions. The judge’s book will be submitted to the AKC with the report of the show or trial.

A dog that is blind, deaf or has been changed in appearance for cosmetic reasons (other than changes customarily approved for its breed) may not compete in any rally trial and will be disqualified. Blind means without useful vision. Deaf means without useful hearing. The judge will not obtain the opinion of a veterinarian.

The judge will disqualify any dog that attempts to attack any person in the ring and fill out the required “Disqualification for Attacking” form (AEDSQ1).

When a dog has been disqualified under this section as being blind or deaf, for having been changed in appearance for cosmetic reasons, or for having attacked or attempted to attack a person in the ring, all awards made to the dog at the trial will be cancelled by the AKC. The dog may not again compete unless the owner applies for and receives reinstatement.

The judge must excuse a dog that attacks another dog and fill out the required “Dog on Dog Attack” form (AEDSQ3). The owner of any dog that has been excused on two occasions for attacking or attempting to attack another dog will be notified that the dog is no longer eligible to be shown in rally classes. The judge must excuse a dog that appears dangerous to other dogs.

Any dog whose appearance has been surgically altered to correct a congenital or hereditary defect may participate in rally trials provided that dog has been neutered or spayed. Spayed bitches, monorchid, cryptorchid or castrated dogs, and dogs that have disqualifying conformation faults may compete in rally trials, if eligible under these regulations.

A dog that is lame in the ring at any rally trial may not compete in that class. Lameness is defined as any irregularity of locomotion. The judge

must determine, without a veterinarian's opinion, whether a dog is lame. If the judge deems a dog lame, that judge will not score the dog and will mark the judge's book "Excused-lame."

No dog will be eligible to compete in a rally trial if it is taped, stitched or bandaged in any way or if it has anything attached to it for medical or corrective purposes. Such a dog must be immediately excused and may not be judged under any circumstances. Dogs whose hair surrounding the eyes, ears or beard interferes with their performance may have their hair tied back with elastic bands or small plain barrettes, or in the manner as they are normally shown in the breed ring. No dog will be eligible to compete if it appears to have been dyed or colored in any way, if its coat shows evidence of chalk or powder, or if the dog has anything attached to it for protection or adornment. Such a dog may be judged later if the condition has been corrected and if the judge desires to do so.

A rally judge is not required to be familiar with the breed standards or to scrutinize each dog as in dog show judging but will be alert for conditions that may require disqualification or excusal under this section.

Section 16. Dog Attacks/Event Committee Hearing. Any dog that, in the opinion of the Event Committee, attacks a person or a dog at an AKC event, resulting in injury, and is believed by that Event Committee to present a hazard to persons or other dogs, shall be disqualified. When the dog is disqualified by the Event Committee pursuant to this section, a report shall be filed with the Executive Secretary of the American Kennel Club. The disqualified dog may not again compete at any AKC event nor be on the grounds of an AKC event unless and until, following application for reinstatement by the owner to the American Kennel Club, the owner receives official notification in writing from the AKC that the dog's eligibility has been reinstated. Refer to Rules Applying to Dog Shows – Chapter 11 Section 8-A, "Event Committee Procedural" (RDEOB1) and "Dog Disqualified by Event Committee" (AEDSQ4).

Section 17. Risk. The owner or agent entering a dog in a rally trial does so at his own risk and agrees to abide by the rules of the AKC and the *Rally Regulations*.

Section 18. Decisions. At the trial, the decisions of the judge shall be final in all matters affecting the performance and scoring of the team. The Event Committee shall decide all other matters arising at the trial, including protests against dogs made under Chapter 15 of the *Rules Applying to Dog Shows*.

Section 19. Dogs Competing. If a dog is excused by the trial's official veterinarian, the excusal must be in writing and must be approved by the superintendent or show or trial secretary. The excusal must be submitted to the AKC with the report of the trial.

Section 20. Judging Program. After entries have closed, any club holding a licensed or member rally trial must prepare a program showing the time for the judging of each of the classes before 12:00 noon. Classes at or after 12:00 noon will be listed “to follow” and must be judged in the order and ring listed. No “to follow” class may start before 12:00 noon. If there are to be two trials scheduled for the same day/same site, a start time must be given for each trial. In the case of a licensed or member specialty trial open only to the specialty breed, a group trial or a trial that begins after 12:00 noon, the start time for only the first rally class needs to be given.

A copy of this program will be mailed to the owner of each dog and to each judge, and the program will be printed in the catalog; electronic correspondence may be utilized at the exhibitor’s request. This program will be based on the judging of up to 20 entries per hour. The A and B classes at the same title level may be combined for judging if the total combined entry for both classes is not more than 20 dogs. The published starting time for judging, the availability of rings and ring set up time must also be taken into consideration.

No judge will be scheduled to exceed this limit of dogs per hour. In addition, judges may take 45 minutes to one hour for rest or meals at their discretion. No judge will be assigned to judge for more than eight hours in one day, if judging less than five classes, or for more than seven hours in one day if judging five or more classes. This limit includes obedience and/or any breed judging assignments. The “A” and “B” classes of the same level are considered two classes. In situations where the club feels this regulation does not result in a reasonable outcome, the club must contact the judge to gain approval for additional judging time.

Any non-regular class must be judged after the regular or optional titling classes if the classes are scheduled to be judged in the same ring.

Contact information, e.g. cell telephone number for at least one committee member, must be listed in the judging program. The information must provide a means of readily available communication with a member of the committee on the day of the event.

Section 21. Catalog Order. The *Rally Regulations* require that dogs be judged in catalog order to the extent practical, without holding up the judging. A judge need not mark absentees in the judge’s book until the end of the class. Judges are not required to wait for dogs. For the Advanced and Excellent classes, the trial secretary or superintendent shall arrange entries according to the dog’s jump height, ranging from either ascending or descending order. Handlers with multiple entries in the same class and with the same jump height should be accommodated.

Section 22. Limitation of Entries. If a club anticipates an entry to exceed the capacity of its facilities for a licensed or member trial, it may limit entries, not to exceed up to eight hours of judging time per day, per judge. Entry limits may be based on ring availability or as specified by the club offering the event. Non-regular classes, however, may be included, if so desired.

Prominent announcement of such limits will appear in the title or cover page of the premium list for a rally trial or immediately under the rally heading in the premium list for an obedience trial or dog show. This announcement must state that the entries in one or more specified classes will automatically close when certain limits have been reached, even if this occurs before the official closing date.

When entries are limited, a club must designate an RAE class in the premium list. Dogs entered in this RAE class would be entered in both Advanced B and Excellent B, and the combined entry fee for these two classes must be paid. If due to entry limits an exhibitor cannot be entered in both the Advanced B and Excellent B classes the RAE class will be considered closed and any subsequent entries for this class will be unacceptable in their entirety.

However, a club at its discretion, may choose to establish a wait list in order to fill openings created by entries that are withdrawn prior to the event closing day. If a club is maintaining a wait list, this shall be stated in the premium. The full entry fee shall be refunded to an entrant whose entry is replaced by a wait-listed entry.

Section 23. Additional Judges, Reassignment, Split Classes. After the entries have closed, if any judge exceeds the limit established in Chapter 1, Section 20 of these regulations, the club will immediately secure the approval of the AKC for an additional judge, or for reassignment of its advertised judges, so that no judge will be required to exceed the limit.

If a judge was advertised to judge more than one class and receives an excessive entry, at least one of the classes shall be assigned to another judge.

Reassignment shall first go to any non-regular classes, then to either the class with the lesser number of entries or those with the lesser scheduled time. This will bring the advertised judge's schedule as close as possible to the maximum limit. If a judge with an excessive entry was advertised to judge only one class, the superintendent, show or trial secretary will divide the entry as evenly as possible between the two judges by drawing lots. A notification of any change of judge must be mailed to the owner of each entry affected.

The owner will be permitted to withdraw such entry no later than one-half hour prior to the scheduled start of any regular rally competition at the trial, and the entry fee will then be refunded.

Section 24. Split Classes in Premium List. A club may choose to announce two or more judges for any class in its premium list. In such case, the entries will be divided by lots as provided above. The identification slips and judging program will be made up so that the owners of each dog will know the division and the judge under which their dog is entered, but no owners are entitled to a refund of entry fee.

Section 25. Split Classes, Official Ribbons, Prizes. A club that holds a split class will award AKC qualifying ribbons in each division even

if the split is made after entries close. The four dogs with the highest qualifying scores in each division will be awarded the four AKC official placements.

Section 26. Stewards. Judges are in sole charge of their rings until their assignments are completed. Stewards are provided to assist but may act only on the judge's instructions. They must not give information or instructions to owners and handlers except when the judge asks them to do so.

Section 27. Ring Sizes and Conditions. The rings shall be between 2,000 and 3,000 square feet with a minimum width of 30 feet. At an indoor trial the floor must have firm footing, using rubber or similar non-slip material at least 4 feet wide for the takeoffs and landings of all jumps, unless the judge feels the surface does not require it.

At an outdoor show or trial, the ground should be clean and level. Any grass should be cut short. If inclement weather at an outdoor trial necessitates the judging of rally under shelter, the requirements as to ring size may be waived.

The size of the ring shall be stated in the premium. In consideration of the judge's course design requirements, they should be informed of the ring size with as much lead time as possible.

The judge's table and chairs will be of such size and location so as not to interfere with the dog and handler's performance while in the ring.

Section 28. Rally Rings at Dog Shows. At an outdoor dog show, a separate ring or rings should be provided for rally. A sign forbidding anyone to permit any dog to use the ring (except during judging) should be set up in each rally ring by the superintendent or trial secretary. It is the duty of the superintendent and/or the show/trial committee to enforce this regulation. At an indoor show where limited space does not permit the exclusive use of any ring for rally, the same regulation will apply after the rally rings have been set up. At a dog show, the material used for enclosing the rally rings will be at least equal to the material used for enclosing the breed rings. If the ring has previously been used for breed judging, it must be thoroughly cleaned before the rally judging starts.

A show or trial-giving club may designate a confined warm-up area, physically defined by ropes or ring gates. If offered, it must not be disruptive to any dog or person. The area should be monitored at all times by a person or persons designated by the club.

Section 29. Judge's Report on Ring and Equipment. The superintendent and the officials of the club holding the rally trial are responsible for providing rings and equipment that meet the requirements of these regulations. The judges, however, must check both the ring and equipment before starting to judge. After the trial, they must report to the AKC any undesirable ring conditions or deficiencies that were not promptly corrected at their request.

Section 30. Judges' Education. Studying the *Rally Regulations*, exhibiting and attending AKC Companion Events seminars increase a judge's knowledge. Putting the acquired knowledge into practice permits a judge to apply the principals of sound judging contained in the *Rally Regulations*. Rally judges must attend at least one obedience and one rally judges' seminar presented by AKC staff in every three-year period and will be ineligible to accept assignments if this requirement is not met.

To assist in educating prospective judges, prospective judges may apprentice under a judge who has been approved to judge the Excellent class. The apprentice judge will score dogs and handlers from outside the rally ring. Proper notification to and consent from the judge must be given prior to the start of the class.

A person who is not currently suspended from the privileges of the AKC and who has trained and exhibited a dog to the Rally Excellent title (RE) and a Companion Dog Excellent (CDX) title may be approved to judge the rally non-regular classes.

CHAPTER 2

REGULATIONS FOR PERFORMANCE AND JUDGING

Section 1. Standardized Judging. Standardized judging is of paramount importance. Judges are not permitted to inject their own variations into the exercise but will see that each handler and dog execute the various exercises exactly as described in these regulations. A handler who is familiar with these regulations should be able to enter the ring under any judge without having to inquire how that particular judge wishes to have an exercise performed and without being confronted with any unexpected requirements.

Section 2. Standard of Performance. The judge must carry a mental picture of the theoretically perfect performance for each exercise and score each dog and handler against this standard. This “picture” must comply with these regulations and there should be a sense of teamwork between the dog and handler both during the numbered exercises and between the exercise signs; however perfect heel position is not required. The handler must move in a natural manner. The handler’s arms need not be maintained in any particular position. At any time during the performance, loud or harsh commands, intimidating signals, touching the dog (unless otherwise specified by these regulations) or any physical corrections will be penalized. Roughness in handling, military precision or harsh commands by the handler must also be penalized. There shall be no penalty of less than one point.

Section 3. Qualifying Performance. A qualifying score in the judge’s book is certification that the dog has performed all the required exercises according to these regulations and justifies the awarding of the rally title associated with the particular class. A qualifying score must never be awarded to a dog whose performance has not met the minimum requirements, to a dog that shows fear or resentment, or to a dog that relieves itself at any time while in the ring for judging. Handlers who carry or offer food in the ring or discipline or abuse their dogs in the ring must receive a non-qualifying (NQ) score.

In deciding whether a faulty performance of an exercise warrants a qualifying score, the judge will consider whether the awarding of a rally title would be justified if all dogs in the class performed the exercise in a similar manner. The judge must not give a qualifying score for the exercise if they decide that it would be contrary to the best interests of the sport if all dogs in the class were to perform in the same way.

Section 4. No Added Requirements. No judge will require any dog or handler to do anything, nor penalize a dog or handler for failing to do anything, that is not required by these regulations.

Section 5. A and B Classes and Different Breeds. The same methods and standards will be used for judging and scoring the A and B classes and in judging and scoring the work of dogs of different breeds, including dogs listed with AKC Canine Partners.

Section 6. Interference and Double Handling. A judge who is aware of any assistance, interference, or attempts to control a dog from outside the ring must act promptly to stop such double handling or interference and must penalize the dog substantially. If the judge feels the circumstances warrant, the dog will receive a non-qualifying (NQ) score for the exercise during which the aid was received.

Section 7. Re-judging. If a dog has failed an exercise, it will not ordinarily be re-judged unless the judge feels the dog's performance was prejudiced by peculiar and unusual conditions. Re-judging of the dog will be only on the exercise in question.

Section 8. Judge's Book and Score Sheets. Final scores may be recorded in the official judge's book by the table steward; however, the judge must verify the scores and sign the book prior to awarding ribbons. Once judging is finished, judges must first ensure their judge's books are complete and all scores, times, absences, excusals or other necessary information have been entered correctly. The judge must then sign the judge's book. The book for the completed class is then returned to the trial secretary, rally chair or superintendent who will scan the book for obvious omissions or oversights that can be corrected immediately by the judge.

Judges are not required to display or show exhibitors their individual worksheets. Judges will retain complete control of their records (copies of worksheets, copies of judge's books, copies of each course, etc.) for at least six months in case such records are required by the AKC in order to review the results of a particular class.

Section 9. Announcement of Scores. After all the scores are recorded for the class or division of the class, the judge will call the qualifying dogs back into the ring. For the awards ceremony, dogs may be picked up and carried into the ring if the handler desires. Before awarding the placements, the judge will inform the spectators of the maximum number of points required for a perfect score. After scores of each placement have been announced, the judge will tell the handlers their dogs' scores.

Section 10. Explanations and Errors. After the class is finished, judges are not required to explain their scoring and should not enter into a discussion with a dissatisfied exhibitor. Any person who thinks there may have been a numerical error or an error in identifying a dog may report the facts to one of the stewards, the judge, superintendent or show or trial secretary so that the matter may be checked.

Section 11. Compliance with Regulations and Standards. In accordance with the certification on the entry form, the handler of each dog and the person signing each entry form will be familiar with the *Rally Regulations* applicable to the class in which the dog is entered.

Section 12. Physically Challenged Handlers. Judges may modify specific requirements of these regulations so that physically challenged handlers may compete. Such handlers must be able to move around the ring without physical assistance or guidance. However, on the judge's instructions, someone may position a blind handler before, between and after each exercise. Dogs handled by such handlers will be required to perform all parts of all exercises as described in these regulations and will be penalized for failure to perform any part of an exercise.

Section 13. Catalog Order. Dogs should be judged in catalog order if it is practical to do so without holding up any judging. Judges are not required to wait for dogs. Each handler is responsible for being ready at ringside when required and without being called. The judge's first consideration should be the convenience of those exhibitors who are ready when scheduled and who ask no favors.

If a request is made in advance of the class starting time, a judge may agree to judge a dog earlier or later than the time scheduled by catalog order. If no such arrangement has been made, however, a judge should not hesitate to mark absent any dog and handler not ready to be judged in catalog order.

Section 14. Use of Leash. All dogs must be kept on a leash except when in the rally ring, warm-up ring or exercise area and must be brought into and taken out of the ring on leash. Dogs must be kept on leash in the ring when brought in to receive awards. Except where otherwise specified in these regulations, the handler will leave the dog's leash on the judge's table or other designated place. The leash must be made of fabric or leather and need only be long enough to provide adequate slack, unless stated otherwise in these regulations.

Section 15. Collars. All dogs in the rally ring must wear a properly fitted collar approved by the judge. No special training collars, such as electronic collars or prong collars, will be permitted. Nothing may be hanging from the dog's collar.

Section 16. Commands. Loud commands by handlers to their dogs create a poor impression of rally and should be avoided. Shouting is not necessary, even in a noisy atmosphere, if the dog is properly trained to respond to a normal tone of voice. Commands the judge feels are excessively loud will be penalized. Any kind of whistling is prohibited.

Section 17. Orders and Minimum Penalties. The orders for the exercises and the standards for judging are set forth in the following chapters.

The lists of faults are not intended to be complete, but minimum penalties are specified for most of the more common and serious faults. There is no maximum limit on penalties. A dog that makes none of the errors listed may still receive a non-qualifying (NQ) score for other reasons.

Section 18. Misbehavior. Dogs must be under control at all times when entering and exiting the ring. Any display of fear or nervousness by the dog or any uncontrolled behavior such as snapping, barking or running away from its handler must be penalized according to the seriousness of the misbehavior, whether it occurs during or between a station or before or after judging. The judge may excuse the dog from further competition in the class.

The judge must disqualify any dog that attacks or attempts to attack any person in the ring. Any dog that attacks another dog or that appears dangerous to other dogs must be excused.

Section 19. Training and Warm-up on the Grounds. There will be no intensive or abusive training of the dogs on the grounds or premises at an AKC licensed or member rally trial or sanctioned match. Collars must be in accordance with Chapter 2, Section 15 of these regulations. These requirements should not be interpreted as preventing handlers from moving normally about the grounds or premises or from warming up their dogs using any exercise performed in the rally ring, provided the dog is on a leash being held by the handler. Warm-ups should be performed as far from the rally rings as is reasonably possible and must not be disruptive to any dog or person. Physical or verbal disciplining of a dog will not be permitted, except to a reasonable extent in case of an attack on either a dog or a person.

Section 20. Training and Disciplining in the Ring. The judge will not permit any handler to use excessive verbal commands, to move toward the dog to correct it, or to practice any exercise in the ring at any time. Any exhibitor who does so may be excused. A dog whose handler disciplines it in the ring will be excused from further competition in the class and must receive a non-qualifying (NQ) score.

Section 21. Abuse of Dogs. The Event Committee will investigate any report of abuse or severe disciplining of dogs on the grounds or premises of a show, trial or match. Any person whose conduct is in any manner prejudicial to the best interests of the sport will be dealt with promptly.

The judge must immediately report any abuse of a dog in the ring to the Event Committee.

Section 22. Declining Entries. An Event Committee may decline any entries or may remove any dog from its trial for cause but in each such instance shall file good and sufficient reasons for doing so with the AKC.

CHAPTER 3 GENERAL PROCEDURES

Section 1. Armbands. Exhibitors shall be provided armbands or stickers, which must be worn on the upper left arm, indicating their dog's order in the class.

Section 2. Signs and Holders. The designated wording and symbols must be used. Signs must be a minimum of 8½ by 11 inches and a maximum of 11 by 17 inches. Weather conditions should be considered when securing signs and holders. Colors used are optional. Twenty exercise sign holders are required plus one each for the Start and Finish signs and the Call marker. All sign holders or signs (not including those for Start, Finish, and the Call marker) will be clearly and sequentially numbered on the course, with numbers approximately 3 inches high. Signs with an asterisk (numbers 5, 6, 7, 8, 9, 10, 17, 18, 19, 103 and 299) may be used multiple times on a rally course. Two of each of those signs must be available for the judge's use. All other signs may only be used once on any course. Stationary exercises are any signs indicating a "Halt" or no forward motion.

Section 3. Placement of Signs. Signs will be placed to the right of the handler's path except for those indicating a change in direction, in which case the sign will be directly in front of the team to aid in that change. Exercises using cones may require entry with the sign on the left. Exact placement of signs is made by the judge while walking the course along the path that will be taken by the handlers.

Section 4. Location of Performance in Relation to Signs. Except for exercises requiring entry with the sign on the left, exercises are performed near the designated signs, either directly in front or in front and to the left of the signs. For stations where the handler and dog are required to make a sidestep to the right, the sign shall be placed in the initial path of the team (handler and dog), thus requiring the team to make a sufficient size sidestep to the right in order to pass the sign on the right.

Section 5. Familiarization Time. The course for each class will be posted at the ring when the judge arrives. Prior to the start of each class, a 10-minute walkthrough will be allowed for handlers, without their dogs. When the same course is used for A and B classes, the judge may choose to combine the walkthrough times. After each two-hour period of judging, judges should allow an additional 10-minute walkthrough for the next two hour block of dogs to be judged in the class. The judge must be available in the ring during this period to answer any questions the handlers might have. The judge may also choose to brief the handlers on the course during this period. Copies of the course may be given to exhibitors prior to the class, if available. Walkthrough times need only be published in the judging program and catalog for the first

rally class scheduled, although a 10-minute time should be allotted for a walkthrough prior to the scheduled start time of each class.

Section 6. Judging. The judge's orders will be "Are you ready?" followed by "Forward." No other orders are necessary.

Section 7. Qualifying Scores and General Scoring. To qualify, dog and handler must receive a minimum score of 70 points out of a possible perfect score of 100. A rally title may be added after the dog's name when three qualifying scores have been earned under at least two different judges. Scoring for all levels is based on a maximum score of 100 points unless otherwise stated in these regulations. Unofficial scores will be posted ringside after each dog has completed the final exercise. Times will be recorded but not posted. Times will be used only to break ties for placements. The maximum number of points that can be deducted for any station is 10, with the exception of a non-qualifying (NQ) performance.

The following deductions shall apply on a scale from 1 to 10:

Minor Deduction (1-2 points) for each of the following:

- Tight leash
- Dog interfering with handler
- Poor sits
- Slow, delay, or resistance to respond
- Touching or ticking a jump, pylon, post or person
- Out of position

Minor to Substantial Deduction (1-10 points) for each of the following:

- Repeat of a station—only one (1) retry of each station will be allowed for all class levels. Repeat of a station is an automatic 3 point deduction.
- Pylon/post knocked over on Figure Eight, Spiral and Serpentine
- Lack of control
- Lack of teamwork
- Lack of briskness
- Handler error*
- Loud command or intimidating signal
- Excessive barking
- Hitting the jump
- Patting/clapping in Excellent – per occurrence

Substantial Deduction (6-10 points) for each of the following:

- Incorrectly performed station** (Automatic 10 point deduction)
- Failure to complete the Sit Stay Exercise (IP)—No retries allowed
- Failure of dog to clear the jump properly on the first attempt (IP) – no retries allowed
- Knocking over the jump, upright or knocking a bar off (IP) – no retries allowed
- Luring/pleading with the dog
- Lack of natural manner

Non-qualifying (NQ) scores shall be given for:

- Minimum requirements not met
- Dog unmanageable or uncontrolled barking
- Consistently tight lead
- Dog that eliminates while in the ring for judging
- Handler error*
- Station not attempted by handler***
- Non-qualifying errors may not be re-tried

***Handler errors** can be assessed from 1 to 10 points up to non-qualifying. Handler errors can be assessed at any station or during movement between stations on a course. Once a handler has stopped on any halt exercise, the handler cannot move their feet to assist a dog without incurring a handler error.

****Incorrectly Performed (IP) stations occur when a team attempts a station and fails to perform the principal parts of the station on the first attempt.** The handler may choose to retry the station once, for a correct performance, accepting the mandatory 3-point deduction for the retry of the station. The station is considered an IP if the handler chooses not to retry or fails to perform the station correctly on the second attempt.

*****A station will be considered Not Attempted if:** (refer to glossary)

- Handler completely passes the station
- Handler approaches sign but does not do the exercise

Section 8. Timing. All dogs will be timed. Times will be used only in the event of ties for a placement, as mentioned in Section 7. Timing will begin when the judge gives the order “Forward” and will end when dog and handler cross the Finish station. In the case of tied scores, the dog completing the course in the least amount of time will receive the higher placement. The original scores will not be changed. In the event that both the score and time are the same, the dogs will repeat the course and will be scored and timed again. The original scores will not be changed, but a plus (+) will be added after the score of the dog winning the run-off. Times will be entered to the 1/100 of a second on all runs. In the event of a timing malfunction, the timer will notify the judge and table steward immediately after the dog and handler have finished running the course. No time will be recorded for the team at that time. In the event of a tie at the end of the class involving a dog that does not have a time, the judge shall offer the handler the following options:

Option 1 – The ability to run the course again for time and score. If the dog’s score is better than the initial run, the team shall be considered to have won the placement with its original score and the time from the rerun. If the dog’s score is less than the original score from the first run, the team will be placed below its competitor with the same score. If there are multiple ties at the same score, the original scores shall be kept and the new tiebreaker scores and times shall be used to determine the winner of the run-off.

Option 2 – The team may keep its original score and accept the loss of the run-off.

Section 9. Ribbons and Prizes. Ribbons for the four official placements and all prizes offered for competition within a single regular class at licensed or member trials or at sanctioned matches will be awarded only to dogs that earn qualifying scores. Qualifying scores will not be required for the awarding of ribbons and prizes in the non-regular classes. Awards for the four placements in these classes will be based solely on the number of points earned. There are no awards for competition between classes. However, the Highest Combined Score in Advanced B and Excellent B classes may be offered at the option of the club. Prizes at a licensed or member rally trial must be offered to be won outright. However, a prize requiring three wins by the same owner for permanent possession, but not necessarily with the same dog, may be offered for the dog with the highest qualifying score in one of the regular classes. Prizes offered only to members of certain clubs or organizations will not be approved for publication in premium lists. If an award in any of the regular classes is cancelled, the next highest scoring dog will receive that award. If there is no dog to move up, the award will be void. If the AKC cancels a dog's win, the dog's owner must return all ribbons and prizes to the trial-giving club within 10 days of receiving the AKC's cancellation notice.

Section 10. Rally Ribbons. At licensed or member rally trials, the following colors must be used for prize ribbons or rosettes in all **regular classes**:

- First Prize – Blue
- Second Prize – Red
- Third Prize – Yellow
- Fourth Prize – White
- Qualifying Prize – Dark Green

If offered, the **Highest Combined score in Advanced B and Excellent B** award ribbon or rosette shall be Blue and Green.

The following colors shall be used in all **non-regular classes**:

- First Prize – Rose
- Second Prize – Brown
- Third Prize – Light Green
- Fourth Prize – Gray

Each prize ribbon or rosette in all regular and optional classes will be at least 2 inches wide and a minimum of 8 inches long, and will bear on its face a facsimile of the seal of the AKC, the words "Rally Trial," the name of the placement, and the name of the trial-giving club. The date of the trial and the name of the city or town where the trial is held must appear on the face, back tab or on a label attached to the specific ribbon.

Qualifying ribbons or rosettes and ribbons or rosettes in all non-regular classes will be at least 2 inches wide and a minimum of 8 inches long, and will bear on the face a facsimile of the seal of the AKC, the words "Rally Trial," the name of the placement and the name of the trial-giving club. The date of the trial and the name of the city or town where the trial is held may be on the face of the ribbons.

Section 11. Rally Match Ribbons. If ribbons are given at sanctioned rally matches, they will be of the following colors and will have the words “Rally Match” printed on them but may be of any design or size.

First Prize – Rose

Second Prize – Brown

Third Prize – Light Green

Fourth Prize – Gray

Qualifying Prize – Green with Pink edges

Section 12. Highest Combined Score in the Advanced B and Excellent B Classes. If offered by the club, the dog receiving the highest combined score in Advanced B and Excellent B may be awarded the ribbon and any prizes offered for this placement after the Advanced B and Excellent B classes have been judged and after the announcement of those final scores. The superintendent or show or trial secretary will mark the catalog with an (HC) to identify the dogs receiving this award.

In the case of tied scores between dogs eligible for the above award, the dog completing the two courses in the least amount of combined time will receive the award. In the event that both the score and time are the same, each dog will be tested again, individually, by performing a course as chosen by the judge. The original scores will not be changed, but a plus (+) will be added after the score of the dog winning the run-off. The judge for a run-off will be designated by the club from among the judges of the rally trial.

When a run-off has been completed, the judge will record the results on a special sheet that identifies the dogs taking part in the run-off by catalog number, class and breed. When the judge has marked and signed the sheet, it will be turned over to the superintendent or show or trial secretary who will mark the catalog accordingly and forward the sheet to the AKC as part of the records of the trial. If a club chooses to allow dogs listed with AKC Canine Partners to enter their trial, such dogs are eligible for the Highest Combined Score in Advanced B and Excellent B.

CHAPTER 4

CLASSES AND TITLES

Section 1. Rally Novice Class. All exercises are judged on leash, and all dogs must enter and leave the ring on leash. The leash must be made of fabric or leather and needs to be long enough to provide adequate slack. Rally Novice A and B must have between 10 to 15 stations (Start and Finish not included) with a minimum of three and a maximum of five stationary exercises per class.

The Rally Novice A Class. To be eligible for entry in this class, dogs may not have won an AKC Rally Novice (RN) title or any AKC Obedience title (including optional class titles) prior to the close of entries. A handler must own the dog entered or be a member of the owner's household or immediate family. The handler may not have previously handled any dog that has earned an AKC Rally title or any AKC Obedience title. A person may enter more than one dog in this class. After a dog earns the Rally Novice (RN) title, it may continue to compete in this class for 60 days. No dog may be entered in both Rally Novice A and Rally Novice B at any one trial.

The Rally Novice B Class. Any dog may be entered in this class until a qualifying score in the Rally Advanced class is earned. The owner or any other person may handle dogs in this class. A person may enter more than one dog in this class. No dog may be entered in both Rally Novice A and Rally Novice B at any one trial.

Section 2. Rally Advanced Class. All exercises are judged off leash, and all dogs must enter and leave the ring on leash. Rally Advanced A and Advanced B must have between 12 to 17 stations (Start and Finish not included) with a minimum of three and a maximum of seven stationary exercises. A dog is required to jump once in the Advanced class. Courses shall have a minimum of three Advanced level stations plus the one required jump.

The Rally Advanced A Class. To be eligible for this class, dogs shall have won the Rally Novice (RN) title but have not won the Rally Advanced (RA) title or any AKC Obedience title (including optional class titles) prior to the close of entries. A handler must own the dog entered or be a member of the owner's household or immediate family. A person may enter more than one dog in this class. After a dog earns the Rally Advanced (RA) title, it may continue to compete in this class for 60 days. No dog may be entered in both Rally Advanced A and Rally Advanced B at any one trial.

The Rally Advanced B Class. To be eligible for entry into this class, competing dogs shall have won the Rally Novice (RN) title prior to close of entries. A dog completing the Rally Advanced (RA) title may continue to compete in this class indefinitely. The owner or any other person may handle the dog in this class. A person may enter more than one dog in this class. No dog may be entered in both Rally Advanced A and Rally Advanced B at any one trial.

Section 3. Rally Excellent Class. All exercises are judged off leash. All dogs must enter and leave the ring on leash. Rally Excellent must have between 15 to 20 stations (Start, Finish and Call marker not included) with a minimum of three and a maximum of seven stationary exercises. Two jumping exercises must be used in the Excellent class utilizing one or two jumps.

Courses shall have a minimum of two Advanced level stations and a minimum of three Excellent level stations, plus the two required jumps and the Sit Stay exercise per class. Unlike in the Rally Novice and Advanced classes, in Rally Excellent, handlers are not allowed to pat their legs or clap their hands to encourage the dog. Verbal encouragement, multiple commands and/or inaudible signals using one or both arms and hands are allowed; the handler's arms need not be maintained in any particular position at any time. Handlers may not touch their dog or make any physical corrections.

The Rally Excellent A Class. To be eligible for entry into this class, competing dogs shall have won the Rally Advanced (RA) title, but have not won the Rally Excellent (RE) title or any AKC Obedience title (including optional class titles) prior to the close of entries. A handler must own the dog entered or be a member of the owner's household or immediate family. A person may enter more than one dog in this class. After earning the Rally Excellent (RE) title, a dog may continue to compete in this class for 60 days. No dog may be entered in both Rally Excellent A and Rally Excellent B at any one trial.

The Rally Excellent B Class. To be eligible for entry in this class, competing dogs shall have won the Rally Advanced (RA) title prior to the close of entries. A dog completing the Rally Excellent (RE) title may continue to compete in this class indefinitely. The owner or any other person may handle dogs in this class. A person may enter more than one dog in this class. No dog may be entered in both Rally Excellent A and Rally Excellent B at any one trial.

Section 4. Jumps. A dog is required to jump once in the Advanced class and is required to jump twice in the Excellent class. Any jump, or combination of jumps illustrated in these Regulations (broad jump, high jump or bar jump) may be used, except 4 foot wide jumps may be used in place of 5 foot wide jumps. Designs should be such that they do not interfere with the jumping of a dog. Various colors and decorations are allowed; however, there must be nothing hanging from the jump. It is the judge's responsibility to see that the jumps are set for each dog in accordance with these regulations. Jumps may not be used consecutively on the course.

The **broad jump** will consist of three telescoping hurdles, each approximately 8 inches wide. The largest board will measure about 4 feet 10 inches long (if from a 5 foot set) and about 5 inches at the highest point. In the ring, broad jump boards will be arranged in order of size from smallest to largest. They will be evenly spaced, covering

a distance equal to twice the height of the high jump set for each dog. Three boards will be used for a jump of 32 inches, two boards for a jump of 16 or 24 inches, and one board will be used for a jump of 8 inches. When decreasing the number of hurdles in the jump, the highest will be removed first.

The **high jump** will consist of two uprights and solid boards of varying heights that combine to make each dog's required jump height. The high jump will be 5 feet wide (if from a 5 foot set) and built to be set at a height of 4 inches and adjustable in increments of 4 inches up to 16 inches. The uprights of the high jump will be 4 feet high. In addition, two 8-inch boards and one 4-inch board should be available for use. The jump will be a flat white. The height of each board will be indicated in black 2-inch numbers.

A 4-inch high jump board will be supplied for dogs that have a height at the withers of less than 10 inches. This jump height will be constructed so the maximum height does not exceed 4 inches, with a half-inch tolerance. This can be a separate board or support system placed between the two standard uprights. The high jump board used to create this 4-inch jump height can be supported by a means other than the two standard uprights.

The **bar jump** has two uprights that are constructed to support only a striped bar, which is set at the dog's required jump height. The bar jump will consist of a bar that is between 2- and 2 1/2-inches square with the edges rounded to remove any sharpness. The bar will be flat black and white in alternate sections each about 3 inches wide. The bar will have the weight of wood. It will be supported by two unconnected 4-foot upright posts about 5 feet apart and built to be set at a height of 4 inches and must be adjustable in increments of 4 inches up to 16 inches. The bar jump may be used in the same way as the high jump. However, if the bar jump is to be used as a jump in both directions, the uprights must be offset to allow the bar to be knocked off from either direction without affecting the uprights.

Send to Jump. (Sign #210) The sign for this station will be placed at least 10 feet before the jump. The sign for this station and the one after it will be set so that the handler maintains at least a 3 foot path away from the jump while the dog performs the jump and returns to the handler. The set up and performance of this sign should not be confused with sign #103 *Send Over Jump-Handler Passes By.

***Note:** After sending the dog to the jump the handler may pause as needed, but must not pass the jump until the dog has returned to the heel position.*

Section 5. Jump Heights. The dog's jump height shall be given on the entry form. Entries will be arranged according to the jump height of the dogs, from either high to low or low to high.

<u>Height of dog at withers</u>	<u>Height to be jumped</u>
Less than 10 inches	4 inches
10 inches to less than 15 inches	8 inches
15 inches to less than 20 inches	12 inches
20 inches and over	16 inches

Section 6. Sit Stay Exercise. (Sign #298) The judge will designate the area or person in charge of the leash prior to the excellent walkthrough. All exhibitors must be informed of where they need to go to retrieve their leash or from whom during the walkthrough. Immediately following the Finish Sign the handler and dog will go to the Sit Stay sign. The handler will sit the dog, and command and/or signal the dog to sit stay. The handler will then walk at least fifteen (15) feet to retrieve the leash from any of the following; gate steward, judge or designated area next to the ring exit, and return to heel position by walking around and behind the dog. The judge will order “Exercise Finished” at which time the judging of the Sit Stay Exercise will be complete. The handler will then attach the leash and exit the ring. The Sit Stay Exercise is not considered to be one of the stationary exercises on the course.

Section 7. The Rally Advanced Excellent Title. Upon completion of the Rally Excellent title, qualifying scores may be accumulated from the Rally Advanced B class and the Rally Excellent B class to earn the Rally Advanced Excellent (RAE) title. To earn a Rally Advanced Excellent title, the dog must have received qualifying scores in both Advanced B and Excellent B at 10 separate licensed or member rally trials. The RAE title will appear at the end of the dog’s name and a numeric designation will indicate the number of times the dog has met RAE requirements, i.e. RAE2, RAE3, etc.

CHAPTER 5

AKC RALLY⁷® NATIONAL CHAMPIONSHIP

Section 1. Rally National Championship Defined. A Rally National Championship shall be held annually at a time and location as determined by the American Kennel Club. The Rally National Championship shall consist of a Championship class which shall be comprised of a varied combination of upper level class challenges, all of which may be modified. The event may also include competition at the Novice, Advanced and Excellent class levels as determined by the AKC.

Section 2. Rally National Champion Title. A Rally National Champion title will be awarded to the overall winning dog in the Championship class held at the Rally National Championship. The overall winner shall be entitled to be designated “AKC Rally National Champion of ____ (year)” and will be permitted to use the letters of RNC preceding the AKC name of the dog.

Section 3. Dogs That May Compete. To be eligible to compete, dogs are required to meet the minimum qualifications as determined by the AKC during a qualifying period set each year.

All dogs that are registered with the American Kennel Club including those with Limited Registration, or that have a Purebred Alternative Listing (PAL) or AKC Canine Partner listing number, or are recorded in the Foundation Stock Service (FSS) program and who meet the minimum entry qualifications set forth for the event are eligible to compete in the Rally National Championship, provided the entry is received prior to any entry limits being reached and before the event closing date/time.

A dog entered in the Championship class may not enter the other classes if they are offered.

CHAPTER 6

NON-REGULAR CLASSES

Section 1. Rally Pairs Class. Rally Pairs class consists of competition by one handler working two dogs at one time through a rally course at a level selected and offered by the event-giving club. Scores will be based on a possible 200 points, with ties being broken by time. Class levels that can be offered by the event-giving club will be Rally Novice, Rally Advanced and/or Rally Excellent, excluding jumps. Clubs may offer one or all levels at events. A club may offer non-regular Rally Excellent without having to offer any other level as a non-regular class.

Scoring. All stations will be counted with a point value. The maximum point value that can be deducted at any one station will be 10 points per dog (20 total points). There will not be any NQs awarded for a performance. It is possible for a team to receive a negative score. All other rally rules and regulations will apply for each class level offered as a non-regular class.

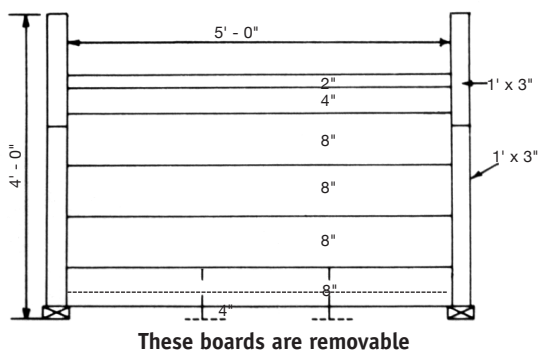
Suggested judging is 12 pairs per hour.

Section 2. Rally Team Competition. For the non-regular Rally Team Competition, any of the regular rally class levels may be offered. The Rally Team Competition will be for teams of any four dogs that are eligible under these regulations. Five dogs may be entered, one to be considered an alternate for which no entry fee will be required, however the same four dogs will perform all of the exercises. No dog may be entered on more than one team. There is a total possible score of 400 points for each team. All team members will run the course individually, with the team time running continuously. Time will start when the judge gives the first member of the team the forward command from the “Start” sign. The subsequent dog for each team starts when the previous handler for the team passes the “Finish” sign without an additional command of “Forward” by the judge. Timing for each team will begin when the judge commands the first handler in the team to begin with the command “Forward” and will stop when the fourth handler from the team passes the finish line. If jumps are required, they will be based on the height of the smallest dog on each competing team.

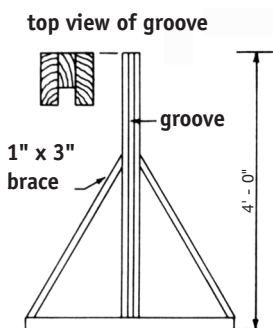
Scoring. All stations will be counted with a point value. The maximum point value, which can be deducted at any one station, will be 10 points. It is possible for a team to receive a negative score.

Suggested judging rate is four teams per hour.

SUGGESTED CONSTRUCTION OF HIGH JUMP

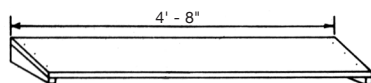
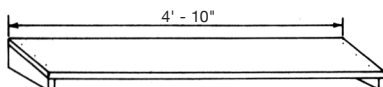
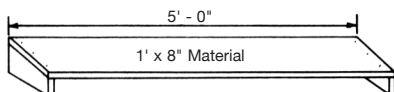


FRONT VIEW



SIDE VIEW

SUGGESTED CONSTRUCTION OF BROAD JUMP

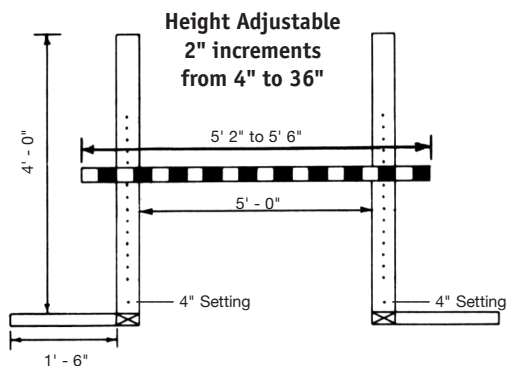


ELEVATION

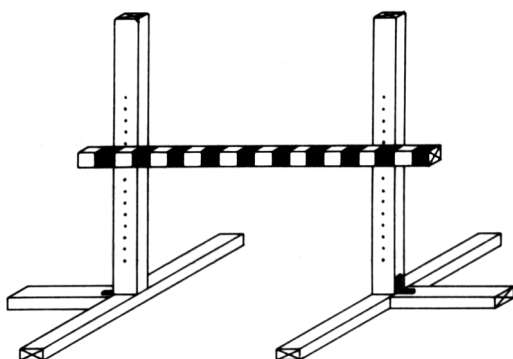


END VIEW OF FOUR HURDLES

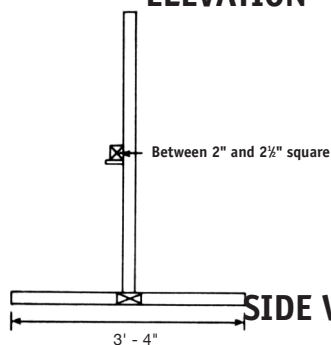
SUGGESTED CONSTRUCTION OF BAR JUMP



FRONT VIEW



ELEVATION



SIDE VIEW

Glossary of Rally Terms

Brisk, briskly – keenly alive, alert, energetic

AKC Canine Partners – an American Kennel Club program that is available to spayed/neutered dogs that are not currently eligible for AKC registration, AKC Foundation Stock Service (FSS) enrollment, or an AKC Purebred Alternative Listing (PAL) number

Command – verbal order from handler to dog

Deductions:

Minor deduction – 1 to 2 points

Minor to Substantial deduction – 1 to 10 points

Substantial deduction – 6 to 10 points

- Re-tries of a station are an automatic 3 point deduction
- Incorrectly Performed stations are an automatic 10 point deduction

Directly – immediately, without deviation or hesitation

Down – Dog lying in a prone position

Finish – When commanded/signaled to finish, the dog goes smartly to heel position and sits

Front – A dog sits in front of the handler, close enough that the handler can touch the dog's head

Guiding Gently by the Collar – control of the dog by holding any part of the collar with minimal pressure on the dog's neck

Handler Returns to Heel Position – the handler must return to heel position by walking around behind the dog (unless otherwise stated in these regulations)

Heel Position – dog is at the handler's left side straight in line with the direction the handler is facing; the area from the dog's head to shoulder is to be in line with the handler's left hip; and the dog should be close to, but not crowding its handler so that the handler has freedom of motion at all times

Incorrectly Performed Station (IP) – one or more principal parts of a station not performed or performed incorrectly

Lame – irregularity or impairment of the function of locomotion, irrespective of the cause or how slight or severe

Luring – the appearance of having a reward to tempt the dog along or into position. No reward needs to be present

Natural Manner – not artificial, free of affectation; what is customarily expected in the home or public places

Order – direction from judge to handler, either verbal or nonverbal

Pause – a complete stop of forward motion by the handler

Pivot – turning in the circle occupied by the handler before they started the turn; a turn in place

Pleading – repeated urgent commands and/or signals to elicit the proper behavior from the dog while the dog remains unresponsive to handler's commands and/or signals

Repeat of Station/Retry – a station that is repeated in its entirety, including the approach, before beginning the next station

Regularly Trained or Instructed – where a dog and/or handler meet on a regular basis for instruction. A regular basis is considered a set pattern of dates, such as monthly, or more often

Signal – nonverbal direction from the handler to dog

Sit – the dog has its rear and/or hocks on the ground

*****Station Not Attempted By The Handler** – a station skipped/missed by the handler before attempting the next station

Training – as related to where a student-handler/teacher-judge relationship is established, with or without compensation

Turn in Place – turning in a circle that was occupied by the handler before they started to turn

Withers – highest point of the dog's shoulder

Rally Judges’ Guidelines



AMERICAN
KENNEL CLUB®

AKC RALLY® JUDGES' GUIDELINES

Table of Contents

PURPOSE	38
CHAPTER 1 Rally Judges' Guidelines	39
Section 1. Your Responsibilities as a Judge	39
Section 2. Ethics: Honesty Plus Common Sense	41
Section 3. Beware of Those Gray Areas	41
Section 4. Accepting Assignments	42
Section 5. Judging Assignments/Assignment Restrictions	43
Section 6. Knowledge.	43
Section 7. Rally Judges' Education.	44
CHAPTER 2 Course Design	45
Section 1. Course Design and Setting the Course	45
CHAPTER 3 Preparation for Judging	46
Section 1. Ring and Equipment	46
Section 2. Catalog Order	46
Section 3. Judging Program	46
CHAPTER 4 Judging the Dogs	47
Section 1. Judging the Dogs	47
Section 2. Philosophy of Scoring	47
•	
CHAPTER 5 The Judges Book	48
Section 1. Check the Book	48
Section 2. When Judging is Finished	48
Section 3. Judge's Score Sheets and Records	48
Section 4. Explanations and Errors	48

RALLY JUDGES' GUIDELINES PURPOSE

PURPOSE

Rally trials are a sport, and all participants should be guided by the principles of good sportsmanship both in and out of the ring. Rally trials demonstrate the dog's ability to follow specified routines in the Rally ring and emphasize the exhibition of teamwork between handler and dog. All contestants in a class are required to perform the same exercises in substantially the same way so that the relative quality of the various performances may be compared and scored. The basic objective of Rally trials, however, is to recognize dogs that have been trained to behave in the home, in public places and in the presence of other dogs in a manner that will reflect credit on the sport of Rally at all times and under all conditions. The performance of dog and handler in the ring must meet the requirements of the *Rally Regulations*. It is also essential that the dog demonstrate willingness and enjoyment while it is working and that the handler and dog appear to be working together as a team.

CHAPTER 1

RALLY JUDGES' GUIDELINES

Remember, You Make it Work! As a rally judge, you are an essential part of the fancy. The rally trial system needs your dedication and expertise in order to function properly.

This booklet is designed as an easy-to-use guide for all AKC and visiting judges. We believe it will make it easier for you to do your job and contribute to the sport of rally.

You should be thoroughly familiar with this guide, as well as all of the AKC rules, regulations and policies if you:

- Are an approved or provisional judge
- Have accepted match or non-regular class judging assignments
- Are a visiting judge accepting assignments at AKC events
- Plan to apply for provisional judging approval.

This booklet cannot cover all situations; nor can it substitute for common sense.

Whenever you have a question about judging procedure or conduct, remember that an AKC Field Representative is present at many all-breed shows. When at a trial, the field representative is the first person to whom you should turn to discuss questions having to do with your judging. Also, please do not hesitate to contact the AKC Companion Events Department.

Section 1. Your Responsibilities as a Judge. Judges must understand their responsibilities to the sport.

Responsibility to Exhibitors. Each exhibitor has paid an entry fee for the purpose of competing and having their dog's performance evaluated. Judges are expected to be friendly and courteous to all who enter the ring. Without exhibitors, there would be no trials. For every experienced exhibitor there are many newcomers. The future of this sport is in the hands of the novice. After a judge completes an assignment and has turned in the judge's book, it is appropriate for the judge to discuss an individual dog's performance with the handler, if the handler requests this information. However, a judge should never continue a conversation with an angry or aggressive person .

Responsibility to Spectators. Spectators form their opinion of the sport through seeing the actions of the judge, the handler and the dog. Care must be taken to avoid any action that might reflect poorly on the

sport. Judges should work to maintain spectator appeal in the sport while keeping foremost in mind the welfare and convenience of the exhibitor and the dog .

Responsibility to the Sport. Approval to judge carries with it the full endorsement of the AKC. Whether judging at a licensed trial or sanctioned match or engaging in any dog-related activity, judges must be cognizant of their responsibility to the sport.

Judges must never ignore or condone any type of abuse of a dog at any time. All judges are expected to take appropriate action when witnessing such conduct.

As a judge, you are required to meet these key criteria:

- **Knowledge.** Through experience and continuing study, you must demonstrate sound knowledge of the dogs you evaluate and score. Good judges never stop learning about the sport of rally.
- **Procedure.** You must demonstrate sound judging procedure and ring control, plus a thorough knowledge of the AKC Rally Regulations and the Rally Judges' Guidelines. Good procedure is essential. With it, a judge will inspire the confidence of exhibitors and spectators.
- **Impartiality.** It is essential that exhibitors have full faith in the impartiality and competence of judges. There is no room for even the suggestion that anything other than the work of the dogs in the ring is involved in your decisions.

Judges' Certifications. As an Obedience and/or Rally judge, you should adhere to the certifications made when you signed your application to become an AKC judge. These certifications are restated below:

I HEREBY submit my application to the Companion Events Approval Committee of the AMERICAN KENNEL CLUB for its consideration and make the following certifications:

I certify that I am occupationally eligible to judge under AKC *Rules Applying to Dog Shows* and will adhere to the restrictions, if applicable, outlined in the Addendum clarifying Chapter 7, Section 1.

I certify that I am familiar with the American Kennel Club's Rules, Regulations, Policies *Rally Regulations* and *Rally Judges' Guidelines*, and agree to abide by them.

I certify that if granted provisional or regular judging status, I fully understand that my judging eligibility is conditional and, therefore, reviewable by the AKC Board of Directors at any time subsequent to the date the status was initially granted.

I certify that upon review, AKC's Board of Directors may relieve me of continued judging eligibility.

I certify that I fully understand and stipulate that the committee's authorization to judge on a provisional basis does not guarantee or imply eventual approval as a regular judge.

I certify that I am in good standing with the American Kennel Club, 21 years of age or older, and that all information submitted in this application is truthful and accurate.

Section 2. Ethics: Honesty Plus Common Sense. You must possess and project an unwavering air of integrity and ethical behavior that maintains the reputation of AKC Obedience trials as being fair and properly judged. With common sense, judges can easily avoid situations that might raise ethical questions.

Judges are presumed to be honest, competent and dedicated. Nevertheless, it is all too easy to find yourself in uncomfortable or even inappropriate situations. These guidelines cannot cover every situation. They can, however, help you avoid improprieties or perceived improprieties. Some ethical rules are clear. For example:

- Never accept any payments or presents for past or future placements.
- Advise potential exhibitors not to enter under you when their presence or the presence of their dogs might give the impression of unfair advantage, such as a person with whom you own dogs, wholly or in part, dogs that have been regularly trained or instructed by you, your employer, your employee, or a relative.

These are only examples. The key is to avoid situations that might give the impression of impropriety.

The AKC recognizes you cannot control who enters. This does not diminish the importance of appearances. Everything possible must be done to keep your reputation above reproach.

Section 3. Beware of Those Gray Areas. Judges are often singled out for critical observation by exhibitors. Keep in mind that a perfectly innocent action or discussion can be misconstrued.

Attending Shows. If you attend shows immediately before events you are to judge, do not watch the class(es) you are scheduled to judge later.

Training and Exhibiting. All judges start in the sport as exhibitors and trainers. It is natural to want to continue these activities after becoming a judge. The AKC understands this. It is acceptable to exhibit or have your dogs exhibited at shows on the days that you are not officiating.

Many judges combine exhibiting and judging without causing complaints. The reason is simple. They are prudent in how and when they exhibit, and they demonstrate the utmost in decorum and sportsmanship. Judges who exhibit should expect to be subject to special scrutiny. The AKC will evaluate all complaints concerning judges who exhibit on an individual basis. Whatever steps are deemed necessary will be taken in each particular situation.

Exhibiting. Judges (including provisional) may not handle dogs that are not owned or co-owned by themselves or a family member. It is not proper for a judge to co-own a dog solely to permit the judge to handle the dog. Tracking, agility, obedience, rally and conformation judges may enter the “A” classes, if otherwise eligible.

Social Functions. It is appropriate to attend an affair given by a club holding the show/trial. Judges have the option of attending club dinners and other social functions where exhibitors will be present. In such cases, take extra care in regard to any exhibitor who might appear in your ring.

As an example of those “gray areas,” you might find yourself at a social function seated next to someone who mentions exhibiting in the class you will judge. The best ways to handle it include:

- Tell everyone you will be judging that class and feel it would be inappropriate to discuss anything concerning your assignment.
- Tactfully change the subject.

There will be other “gray areas” that could cause problems. Ask yourself if whatever is happening, however innocent, maintains an outward appearance of propriety. The rule of thumb is to ask yourself, “Would I be getting this treatment if I were not a judge?”

Section 4. Accepting Assignments.

Written Invitations Only. Require all clubs to send you written invitations for assignments. Their requests should clearly specify the

class(es) you are being asked to judge. Promptly acknowledge all invitations, again in writing, and keep accurate records of assignments you accept.

Avoid Conflicts. It's your responsibility to acknowledge judging invitations promptly. Careful record keeping and prompt acceptance (or refusal) of invitations helps eliminate unnecessary confusion and conflicts for both judges and trial-giving clubs.

Section 5. Judging Assignments/Assignment Restrictions. A judge will not be approved to judge the same rally class at all-breed events within 30 days and 100 straight-line miles of each other with the following exceptions:

- A judge may accept assignments to judge the same classes for two rally trials that fall on the same day at the same site .
- A judge may accept assignments to judge the same classes at two rally trials over the course of two consecutive days at the same site or within a local geographical area as determined by the AKC .

Assignments to judge the same class or classes at two breed specialty or group rally trials are not considered to be in conflict unless the two specialties or group rally trials are for the same breed or group. Breed specialty rally assignments or group shows are not in conflict with an assignment to judge the same class(es) at an all-breed rally trial. A judge's assignment or combined assignments for any day shall not exceed eight hours .

Section 6. Knowledge. The Rally Regulations are the basic guide to judging; however, not every possible fault or error is covered, only the more common and serious ones. The Rally Regulations clearly define the exercises and the standard by which they are to be judged. The Rally Regulations set the standard for a perfect score of 100 points by which each dog's performance is judged. The Rally Regulations give the judge guidelines for how an exercise is to be performed. While rally is not judged with the same precision as formal obedience, rally judges must make decisions based on a mental picture of the perfect performance within the framework of the Rally Regulations. Judges are given full discretionary authority within the framework of the Rally Regulations and they must exercise this authority impartially. Judges are required to make their own decisions and accept the responsibility this implies. If a decision depends on the exact wording of the Rally Regulations, the judge is expected to consult the book before making the decision. A judge may not discard, modify, or require anything not specified in the Rally Regulations. A rally title is intended to evoke admiration; therefore, the title must be based on performances that fully meet the

requirements of the Rally Regulations. Scores for each exercise must be amply justified by the performance of the dog and handler. The owner of any dog receiving a qualifying score in rally has every reason to be proud. Earning a qualifying score should indicate a credible performance that fully justifies the eventual awarding of a title .

Section 7. Rally Judges' Education. Studying the Rally Regulations, exhibiting, and attending AKC Companion Events seminars increase a judge's knowledge. Putting the acquired knowledge into practice permits a judge to apply the principals of sound judging contained in the Rally Regulations. Rally judges must attend at least one obedience and one rally judges' seminar presented by AKC staff in every three-year period and will be ineligible to accept assignments if this requirement is not met. A person who is not currently suspended from the privileges of the AKC and who has trained and exhibited a dog to the Rally Excellent title (RE) and a Companion Dog Excellent (CDX) title may be approved to judge the rally non-regular classes

CHAPTER 2

RALLY JUDGES' GUIDELINES

COURSE DESIGN

Section 1. Course Design and Setting the Course. A rally course should be designed to be fun, interesting and enjoyable for the exhibitor, dog and spectators. Courses should provide sufficient challenge without being overly complicated and designed to be completed by the average team in less than two minutes. This may vary slightly depending on the level. When designing courses, remember AKC Rally is a skill-building class for all other AKC events and should provide the dog and handler the ability to develop and master a variety of skills.

Control and teamwork is best evaluated with courses that flow. The rally judge should consider the dog and handler's path when designing and setting the course. Grouping stationary exercises together causes a course to be choppy and tight while using multiple circular turns in the same direction may cause dizziness. Stations requiring specific angles of performance must be used to allow those angles to be executed correctly. Exercises using the pylons may share one or more pylons except for the Offset Figure 8. All stations with a "Fast" or "Slow" must be followed by a "Normal" except the "Slow" may be used as the last station.

Adequate space must be allowed for all sizes of dogs to perform the stations properly inside the ring including the Start, Finish and Sit Stay signs. The Sit Stay Exercise is not to be considered one of the required stationary course stations and must not be in the path of the course. Separate entrance and exit gates allow for better traffic flow and time management.

The first course of the day should be nested with multiple signs per holder (if possible) for the following class levels to allow for an efficient and easy course change between levels. If a course needs to be modified note the changes on the course posted and the one included in the Judge's Book.

Course Design is of significant importance to the sport. Judges should not use the same course in the same area over and over again. Courses should be laid out in a clear and straightforward manner in order that a handler who misses the walk through has a reasonable chance of qualifying by following the numbered stations.

CHAPTER 3

RALLY JUDGES' GUIDELINES

PREPARATION FOR JUDGING

BE ON TIME. The judge must arrive a minimum of 45 minutes prior to the scheduled start of judging, unless a prior judging assignment conflicts. Upon arrival, the judge will post the course(s) outside the ring.

Section 1. Ring and Equipment – Prior to the scheduled judging time, the judge will inspect the ring, which must meet all requirements of the *Rally Regulations* Chapter 1, Section 27. Size shall be determined by the judge pacing the ring. Checking the ring also requires the judge to:

- Examine signs and sign holders to ensure they are secure
- Examine the distractions used in the Offset Figure 8 to determine that they can be seen and smelled but not consumed
- Measure the jumps in the Advanced and Excellent classes to ensure they meet the requirements as described in the *Rally Regulations*, Chapter 4, Section 4
- If the jumps are made of a material other than wood, they must meet all the requirements of the *Rally Regulations*, including weight and flat finish.

Section 2. Catalog Order – The *Rally Regulations* require that dogs be judged in catalog order to the extent practical, without holding up the judging in any ring. For the Advanced and Excellent classes, the trial secretary or superintendent will arrange entries according to the dog's jump height, ranging from either low to high or high to low. A judge need not mark absentees in the judge's book until the end of the class. However, judges are not required to wait for dogs.

Section 3. Judging Program. The judging program will be based on the judging of up to 20 dogs per hour. Walkthroughs should be performed as outlined in the *Rally Regulations*, Chapter 3, Section 5, "Familiarization Time." Additionally, judges may take rest or meal breaks at their discretion. Unnecessary delays in judging should be avoided. If there are less than 5 hours of judging scheduled, a lunch break is not recommended.

CHAPTER 4

RALLY JUDGES' GUIDELINES

JUDGING THE DOGS

Section 1. Judging the Dogs. The judge has absolute control and unquestioned authority over all persons and dogs in the ring. With this authority comes the responsibility to be courteous and considerate. Be as systematic in your ring procedure from dog to dog as conditions permit. Judges position should be kept in mind when designing the course. Position is important for three reasons: first, to properly evaluate the dog and handler; second, to establish consistency from team to team; and third, to insure efficient time management. While there is no one perfect position, some positions are better than others. All dogs should be viewed from the same relative position on the course. Fronts and finishes are best judged from the front or from the side. When evaluating a “down,” the judge should be in position to see whether or not the dog has dropped completely. Handlers should expect and train for a reasonable amount of movement by the judge.

Section 2. Philosophy of Scoring. It is the judge's responsibility to qualify all the dogs that should qualify and to non-qualify all the dogs whose performances did not meet the minimum requirements. From the qualifying group of dogs, it is the judge's responsibility to place the top four dogs in order of their performance. The remainder of the qualifying dogs are ranked in order by their scores. Unofficial scores, but not times, shall be posted ringside after each dog has completed the final exercise. A judge should honor an exhibitor's request to be excused.

The sliding point scale is to assist judges in the scoring of each dog and handler team. Unless otherwise specified in the *Rally Regulations* scoring will be based on the minor to substantial deductions listed in Chapter 3, Section 7, of the *Rally Regulations* and any other applicable section found in the *Rally Regulations* regulating performance and scoring. Each team should be scored on the following sliding scale while being judged:

Note: *As mentioned in the AKC Rally Introduction – Any faults in traditional AKC Obedience that would be evaluated and scored as a (1) one-point deduction or more should be scored the same in Rally. (There are no (1/2) half point deductions in Rally.)*

Minor deduction – 1 to 2 points

Minor to Substantial deduction – 1 to 10 points

Substantial deduction – 6 to 10 points

- Re-tries of a station are an automatic 3 point deduction
- Incorrectly Performed (IP) stations are an automatic 10 point deduction

CHAPTER 5

RALLY JUDGES' GUIDELINES

THE JUDGES BOOK

Section 1. Check the Book. Prior to beginning the judging of each class, check each book to ensure any additions or corrections have been initialed by the trial secretary or superintendent.

Section 2. When Judging is Finished. Final scores may be recorded in the official judge's book by the table steward; however, the judge must verify the scores and sign the book prior to awarding ribbons. Once judging is finished, judges must first ensure their judge's books are complete and all scores, times, absences, excusals or other necessary information has been entered correctly. The judge must then sign the judge's book. The book for the completed class is then returned to the trial secretary, rally chair or superintendent who will scan the book for obvious omissions or oversights that can be corrected immediately by the judge.

Section 3. Judge's Score Sheets and Records. Judges are not required to display or show exhibitors their individual worksheets. Judges will retain complete control of their records (copies of worksheets, copies of judge's books, copies of each course etc.) for at least six months in case such records are required by the AKC in order to review the results of a particular class.

Section 4. Explanations and Errors. After the class is finished, judges are not required to explain their scoring and should not enter into a discussion with a dissatisfied exhibitor. Any person who thinks there may have been a numerical error or an error in identifying a dog may report the facts to one of the stewards, the judge, the superintendent or to the show or trial secretary so that the matter may be checked.

Note: Excusals and Attack Situations – Judges should refer to the *Rally Regulations* Chapter 1, Section 15 for information on the excusal of a dog or disqualification for attacking situations.

Rally Judge's Book

Name of Club _____

Event # _____ Date _____

Judge _____

Maximum Score - 100 points

NOVICE A or B

ADVANCED A or B

EXCELLENT A or B

ARBAND NUMBER	BREED OF DOG	TIME	POINTS LOST	FINAL SCORE

Armband # 1st place 2nd place 3rd place 4th place
 _____ _____ _____ _____

Score: _____ _____ _____ _____

Time Started: _____ Time Finished: _____

Judge's Signature: _____

Rally Sample Marked Judge's Book

Name of Club _____

Event # _____ Date _____

Judge _____

Maximum Score – 100 points

NOVICE A or B
ADVANCED A or B
EXCELLENT A or B

ARMBAND NUMBER	BREED OF DOG	TIME	POINTS LOST	FINAL SCORE
101	Australian Shepherd	1:53:31	-4	96
102	Italian Greyhound	Moved to	Advanced A	SB (initials of Secretary)
103	Schipperke	1:53:60	-10	90
104	Australian Shepherd	NQ	NQ	NQ
105	Pomeranian	1:36:29	-2	98
106	Basset Hound	1:41:47	-10	90
107	Australian Shepherd	2:05:70	-10	90
108	Golden Retriever	1:39:16		Excused unmanageable
109	Irish Water Spaniel	1:36:75	-5	95
110	Pomeranian	1:31:18	-2	98
111	Labrador Retriever	1:51:75	-10	90
112	Australian Shepherd	1:31:18	-2	98
113	Lhasa Apso	AB	AB	AB
114	Border Collie	1:35:04	-10	90
115	Golden Retriever	1:45:05	-7	93
116	Whippet			Excused - lame
117	Pug	1:33:73	-3	97
118	Labrador Retriever	1:54:14	-3	97
119	Border Collie	1:33:93	-10	90

	1 st Place	2 nd Place	3 rd Place	4 th Place
Armband #	<u>110</u>	<u>112</u>	<u>105</u>	<u>117</u>
Score	<u>98+</u>	<u>98</u>	<u>98</u>	<u>97</u>

Time Started: _____ Time Finished: _____

Judge's Signature: _____

The Steward in Rally

The Steward
in Rally



AMERICAN
KENNEL CLUB®

THE STEWARD IN RALLY

Table of Contents

Introduction to Rally Stewarding	54
CHAPTER 1	
The Gate Steward	55
CHAPTER 2	
The Table Steward	55
CHAPTER 3	
The Ring Steward	56
CHAPTER 4	
The Time Steward.....	57
CHAPTER 5	
The Classes	57
<u>THE JUMPS</u>.....	58

INTRODUCTION TO RALLY STEWARDING

Planning a rally trial involves many months of preparation by a Rally Trial Committee. The tasks are varied, demanding and include, but are not limited to: selecting judges, preparing a premium list, compiling a mailing list, soliciting trophies, preparing or obtaining equipment, making luncheon arrangements, securing admission tickets, and printing a catalog. One essential element that is often neglected or treated lightly is the selection and training of stewards. Stewards will be needed who have been specifically trained to assist with rally events. A steward who is not familiar with rally procedures will require time-consuming instructions from the judge and can severely slow down the entire judging procedure.

To ensure the smooth operation of a rally ring, clubs should provide a training session for stewards. Experienced stewards or judges can lead the training session. A person may both steward for and show under the same judge, with the exception of the table steward who may not show and steward in the same class. Stewarding functions in the rally ring are broken down into four general categories: gate steward, table steward, ring steward and time steward. In Rally Novice and Rally Advanced, the club will provide a minimum of three stewards, as one person can serve as both the ring steward and the time steward. The time steward will monitor and report each dog's time to the table steward. It is essential that all stewards be at ringside at least 45 minutes prior to the scheduled start of judging to receive any specific instructions from the judge and to assist in setting up the rally ring as directed by the judge. Stewards are reminded that judges are solely responsible for the ring until their assignments are completed. Stewards are provided to assist but may act only on the judge's instructions. Stewards must not give information to owners and handlers except when the judge asks them to do so.

CHAPTER 1

THE GATE STEWARD

Gate stewards should report to their assigned ring at least 45 minutes prior to the scheduled judging time for the class.

The duties of gate stewards should include:

- Distributing armbands.
- Checking to ensure that the armband number given to the exhibitor corresponds to the dog's name and number in the catalog.
- Directing exhibitors to the judge if they request to be judged out of order due to conflicts and reporting any absences to the judge and table steward.
- Assuring that the jump height is correctly set by the ring steward for each dog in the Advanced and Excellent classes before it enters the ring.
- Ensuring that dogs are judged in catalog order but not to the extent of holding up judging.
- Ensuring handlers and dogs do not enter the ring until the judge so indicates.
- Ensuring that the next dog to be judged is immediately available. As soon as the judge begins judging the dog in the ring, the steward calls the next dog and ensures that the handler is ringside. If the next dog is not available, the gate steward should not hesitate to call the next dog in order.
- As needed, ensuring that the leash is returned to the handler as the dog and handler complete the course, and that the dog is on leash when the team leaves the ring.
- Being aware of any problems with the dogs on course and being ready to follow instructions given by the judge.
- For Advanced and Excellent, verifying that the jump height is listed correctly for each dog.
- Assisting with any other duties as assigned by the judge.

CHAPTER 2

THE TABLE STEWARD

Table stewards should report to their assigned ring at least 45 minutes prior to the scheduled judging time for the class. The extent to which a judge uses the services of a table steward varies greatly. The steward must receive specific instructions from the judge as to what will be required. Judges must use worksheets to communicate with the table steward. The judge may ask the table steward to prepare and have the worksheet ready for the next dog. The table steward is responsible for totaling deductions on the judge's worksheet and transferring them to the official judge's book. Final scores may be recorded in the official

judge's book by the table steward; however, the judge must verify the scores and sign the book prior to awarding ribbons. The table steward must be aware that any and all class changes of dogs in rally can only be made by the superintendent or the trial secretary. No additions or corrections to the judge's book are allowed by any other person.

The duties of table stewards should include:

- Correctly entering the class, proper armband number and breed of dog on the worksheet.
- Correctly adding the scores on the worksheet.
- Correctly transferring the scores from the worksheets and the times to the judge's book, and after doing so, initialing the judge's worksheet.
- Informing the judge of any error on the worksheet, and after the judge corrects it, entering the score and time of the dog into the judge's book correctly.
- Listing the time in the judge's book as minutes, seconds and hundredths.
- Posting each dog's unofficial score at or near ringside after the dog finishes the course.
- Making sure the judge's worksheets are not displayed or exhibited to any other person at the event, unless specifically directed to do so by the judge.
- Making all trophies and ribbons available at the conclusion of each class.

CHAPTER 3 THE RING STEWARD

Ring stewards should report to their assigned ring at least 45 minutes prior to the scheduled judging time for the class. Each judge in rally will have at least one ring steward.

The duties of ring stewards should include:

- Assisting in setting up the rally courses initially and from class to class as needed.
- Assisting in the posting of unofficial scores if needed by the rally table steward.
- Being aware of any problems with the dogs on the course and ready to follow instructions given by the judge.
- Making sure that jumps in the Rally Advanced and Excellent classes are set at the correct jump height for each dog entered in the classes.
- Assisting with the leash in the Rally Advanced and Excellent classes, making sure that the leash is returned to the handler and that the dog is on leash before leaving the ring.
- Performing any other duties as assigned by the judge.

CHAPTER 4

THE TIME STEWARD

Time stewards should report to their assigned ring at least 45 minutes prior to the scheduled judging time for the class. This will allow them to become familiar with the course layout/design and the timing equipment. The correct timing of a dog is important to rally events and exhibitors. If two or more dogs in a class earn the same score, the tie is broken by time.

The duties of time stewards should include:

- Being stationed in a position or place as specified by the judge prior to the running of each dog on the course.
- Making sure the timing of a run starts when the judge says “Forward” and the time of the run ends when both the dog and handler cross/pass the Finish station.
- Immediately reporting the time to the table steward after each dog completes the course.
- Making sure that the time reported is in minutes, seconds and hundredths. If there is a malfunction in the timing device when a dog is running a course, the timing steward will report the malfunction to the judge and the table steward immediately after the dog and handler crosses the Finish station

CHAPTER 5

THE CLASSES

NOVICE

In the Novice class, exercises are performed on leash, and there are no jumps. The judge will give the order for the handler to begin the course. The ring and gate stewards should remain outside the ring but stay alert to any possible problems and be ready to follow whatever instructions the judge may give.

ADVANCED AND EXCELLENT

When issuing an armband in the Advanced and Excellent classes, the table steward or gate steward should check the catalog to verify the height and distance the dog jumps. When a dog and handler enter the ring for the Advanced or Excellent classes, the gate or ring steward should take the leash from the handler. When the dog has finished running the Advanced course, the gate or ring steward should return the leash to the handler and ensure that the dog is on leash before it leaves the ring. It is essential that the ring or other stewards assigned to set jumps have a tape measure, steel ruler or folding ruler to ensure accuracy in setting the broad jump. Stewards must arrange jumps quickly and accurately to ensure a minimal loss or waste of judging time.

THE JUMPS

The gate and/or ring steward will confirm with the handler the height the dog jumps. Rally Advanced and Excellent classes will be run in jump height order, unless prior arrangements have been made by a handler with the judge to run a dog out of order. It is essential that ring stewards be familiar with the *Rally Regulations* in order to set the jumps correctly in the event jump changes are required.

HIGH JUMP AND/OR BAR JUMP

The jump height requirements are as follows:

<u>Height of dog at withers</u>	<u>Height to be jumped</u>
Less than 10 inches	4 inches
10 inches to less than 15 inches	8 inches
15 inches to less than 20 inches	12 inches
20 inches and over	16 inches

Broad Jump – In the ring, broad jump hurdles will be arranged in order of size from smallest to largest. They will be evenly spaced, covering a distance equal to twice the height of the high jump set for each dog. Three boards will be used for a jump of 32 inches, two boards for a jump of 16 or 24 inches, and one board for a jump of 8 inches. When decreasing the number of boards in the jump, the highest hurdle will be removed first.

INDEX

Rally Regulations Index	Chapter	Section
Rally Introduction		
General Rally Regulations	1	
Advanced Rally A Class	4	2
Advanced Rally B Class	4	2
Advanced Rally Class	4	2
Application to Hold a Rally Trial	1	1
Armbands	3	1
Bar Jump	4	4
Bar Jump Off-Set	4	4
Broad Jump	4	4
Catalog Order	1	21
Course Familiarization Time	3	5
Entry Limit	1	22
Excellent A Rally Class	4	3
Excellent B Rally Class	4	3
Excellent Rally Class	4	3
Familiarization Time	3	5
Four Inch Jump Description	4	4
High Jump	4	4
Judge's Orders-Judging	3	6
Judging-Judge's Orders	3	6
Judging Program	1	20
Jump Heights	4	5
Jumps	4	4
Jumps-4 Inch Jump Description	4	4
Jumps-Bar Jump	4	4
Jumps-Bar Jump Off-Set	4	4
Jumps-Broad Jump	4	4
Jumps-High Jump	4	4
Location of Performance in		
Relation to Signs	3	4
Novice Rally A Class	4	1
Novice Rally B Class	4	1
Novice Rally Class	4	1
Placement of Signs	3	3
Premium List and Catalogs	1	3
Prizes-No Awards for Competition		
Between Classes	3	9
Prizes and Ribbons	3	9
Qualifying Scores and General Scoring	3	7
RAE Title	4	7
Rally Advanced A Class	4	2
Rally Advanced B Class	4	2
Rally Advanced Class	4	2
Rally Advanced Excellent Title	4	7

Rally Regulations Index	Chapter	Section
Rally Excellent A Class	4	3
Rally Excellent B Class	4	3
Rally Excellent Class	4	3
Rally National Championship	5	1
Rally Novice A Class	4	1
Rally Novice B Class	4	1
Rally Novice Class	4	1
Rally Pairs Class	6	1
Rally Team Competition	6	2
Recording Fees	1	4
Ribbons-Licensed Events	3	10
Ribbons-Rally Matches	3	11
Ribbons and Prizes	3	9
Ring Size	1	27
Scoring-Qualifying Scores and General Scoring	3	7
Signs-Location and Performance	3	4
Sit Stay Exercise	4	6
Placement of Signs	3	3
Signs and Holders	3	2
Space Requirements	1	27
Tie Scores	3	8
Timing	3	8
Timing Malfunctions	3	8

<u>Rally Judges' Guidelines Index</u>	<u>Chapter</u>	<u>Section</u>
Catalog Order	3	2
Explanations and Errors	5	4
Judging Assignments	1	5
Judging is Finished	5	2
Judging Requirements – Non-Regular Rally	1	7
Judging Requirements- Regular Classes Rally	1	7
Judging Program	3	3
Knowledge	1	6
Rally Judges' Education	1	7
Responsibility to Exhibitors	1	1
Score Sheets and Records	5	3
When Judging is Finished	5	2

<u>The Steward in Rally Index</u>	<u>Chapter</u>
Introduction	
CHAPTER 1 – The Gate Steward	1
CHAPTER 2 – The Table Steward	2
CHAPTER 3 – The Ring Steward	3
CHAPTER 4 – The Time Steward	4
CHAPTER 5 – The Classes	5
Novice	5
Advanced and Excellent	5
The Jumps	5
High Jump and/or Bar Jump	5
Broad Jump	5

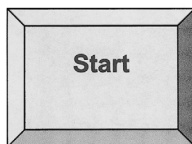
RALLY SIGNS AND DESCRIPTIONS

Designated wording and symbols for rally signs – Judges may use duplicates of stations marked with an asterisk in designing their courses.

The principal parts of the exercises are boldface and underlined.

THE FOLLOWING EXERCISES MAY BE USED IN ALL CLASS LEVELS

N, A, X- #1



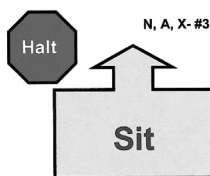
1. **START** – Indicates the beginning of the course. Dog does not have to be sitting at start.

N, A, X- #2



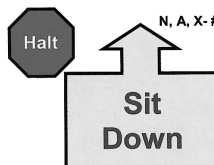
2. **FINISH** – Indicates the end of the course–timing stops.

N, A, X- #3

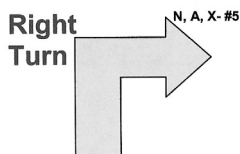


3. **HALT – Sit** – While heeling, **the handler halts and the dog sits** in heel position. The team then moves forward, with the dog in heel position. (**Stationary exercise**)

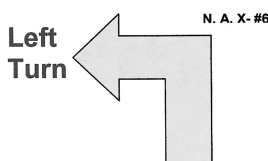
N, A, X- #4



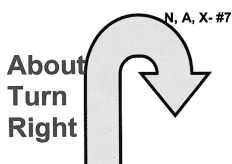
4. **HALT – Down Dog** – While heeling, the **handler halts and the dog sits**. The handler then commands and/or signals the **dog to down**, followed by the command to **heel forward from the down position**. (**Stationary exercise**)



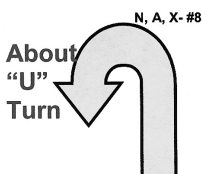
5. ***Right Turn** – Performed as a 90° turn to the right, as in traditional obedience.



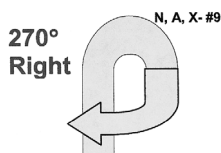
6. ***Left Turn** – Performed as a 90° turn to the left, as in traditional obedience.



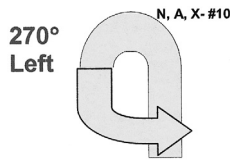
7. ***About Turn – Right** – While heeling, the team makes a 180° about turn to the handler's right.



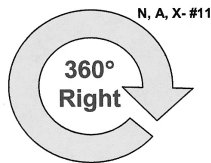
8. ***About “U” Turn** – While heeling, the team makes a 180° turn to the handler's left.



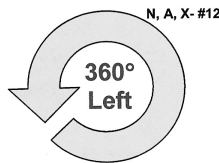
9. ***270° Right Turn** – While heeling, the team makes a 270° turn to the handler's right. 270° turns are performed as a tight circle, but not around the exercise sign.



10. ***270° Left Turn** – While heeling, the team makes a **270° turn to the handler's left**. 270° turns are performed as a tight circle, but not around the exercise sign.



11. **360° Right Turn** – While heeling, the team makes a **360° turn to the handler's right**. 360° turns are performed as a tight circle, but not around the exercise sign.



12. **360° Left Turn** – While heeling, the team makes a **360° turn to the handler's left**. 360° turns are performed as a tight circle, but not around the exercise sign.



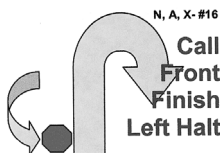
13. **Call Dog Front – Finish Right – Forward** – While heeling, the handler stops forward motion and calls the dog to the front position (**dog sits in front** and faces the handler). The handler may take several steps backward as the dog turns and moves to sit in the front position. Second part of the exercise directs the handler to command and/or signal the **dog to change from the front position by moving to the handler's right, around behind the handler**, toward heel position. As the dog clears the handler's path, the handler moves forward before the dog has completely returned to the heel position. **The dog does not sit before moving forward** in heel position with the handler. *Handler must not step forward or backward to aid the dog as the dog moves toward heel position. (Stationary exercise)*




14. **Call Dog Front – Finish Left – Forward** – While heeling, the handler stops forward motion and calls the dog to the front position (**dog sits in front** and faces the handler). The handler may take several steps backward as the dog turns and moves to sit in the front position. Second part of the exercise directs the handler to command and/or signal the **dog to change from the front position by moving to the handler's left** toward heel position. As the dog clears the handler's path, the handler moves forward before the dog has completely returned to the heel position. The **dog does not sit before moving forward** in heel position with the handler. *Handler must not step forward or backward to aid the dog as the dog moves toward heel position.* (Stationary exercise)



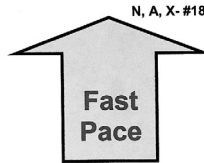
15. **Call Dog Front – Finish Right – HALT** – While heeling, the handler stops forward motion and calls the dog to the front position (**dog sits in front** and faces the handler). The handler may take several steps backward as the dog turns and moves to sit in the front position. Second part is the **finish to the right**, where the dog must return to heel position by moving around the right side of the handler. **Dog must sit** in heel position before moving forward with the handler. *Handler must not step forward or backward to aid the dog as the dog moves toward heel position.* (Stationary exercise)



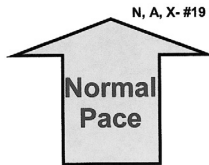
16. **Call Dog Front – Finish Left – HALT** – While heeling, the handler stops forward motion and calls the dog to the front position (**dog sits in front** and faces the handler). The handler may take several steps backward as the dog turns and moves to a sit in the front position. Second part is the **finish to the left**, where the dog must return to heel position by moving around the left side of the handler and sit in heel position. **Dog must sit** in heel position before moving forward in heel position with the handler. *Handler must not step forward or backward to aid the dog as the dog moves toward heel position.* (Stationary exercise)



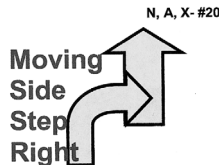
17. ***Slow Pace – Dog and handler must slow down noticeably.** This must be followed by a normal pace unless it is the last station on the course.



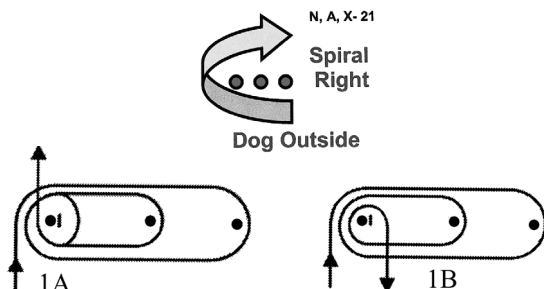
18. ***Fast Pace – Dog and handler must speed up noticeably.** This must be followed by a normal pace.



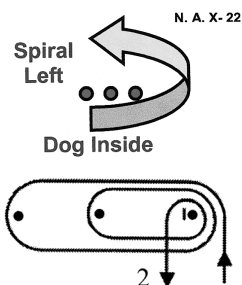
19. ***Normal Pace – Dog and handler** must move forward, **walking briskly and naturally.** This station can only be used after a change of pace.



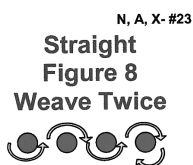
20. **Moving Sidestep Right – While heeling, the handler takes one step to the right, leading with the right foot,** and continues moving forward along the newly established line. The **dog moves with the handler.** The exercise shall be performed just before the exercise sign. (This exercise shall be considered a change of direction and the sign shall be placed directly in line with the team's path requiring the handler and dog to sidestep to the right to pass the sign.)



21. **Spiral Right – Dog Outside** – This exercise requires three pylons or posts placed in a straight line with spaces between them of approximately 6-8 feet. Spiral Right indicates the **handler must turn to the right when moving around each pylon or post.** This places the **dog on the outside of the turns** (see 1A and 1B). The exercise sign is placed near or on the first pylon or post where the spiral is started.



22. **Spiral Left – Dog Inside** – This exercise requires three pylons or posts placed in a straight line with spaces between them of approximately 6-8 feet. Spiral Left indicates that the **handler must turn to the left when moving around each pylon or post.** This places the **dog on the inside of the turns** (see 2). The exercise sign is placed near or on the first pylon or post where the spiral is started.

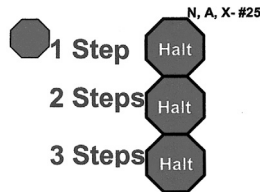


23. **Straight Figure 8 Weave Twice** – This exercise requires four pylons or posts placed in a straight line with spaces between them of approximately 6-8 feet. The exercise sign is placed near or on the first pylon or post where the exercise is started. **Entry into the weaving pattern is with the first pylon or post at the dog/handler's left side. The dog and handler must complete the entire exercise by passing the last pylon or post.**

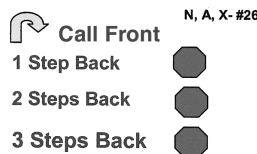
Serpentine Weave Once



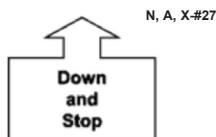
24. **Serpentine Weave Once** – This exercise requires pylons or posts placed in a straight line with spaces between them of approximately 6-8 feet. The exercise sign is placed near or on the first pylon or post where the exercise starts. **Entry into the weaving pattern is with the first pylon or post at the dog/handler's left side. The dog and handler must complete the entire exercise by passing the last pylon or post.** It should be noted that in this exercise, the team does not weave back through the obstacles as they do in the Straight Figure 8.



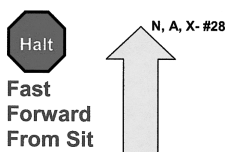
25. **HALT – 1, 2 and 3 Steps Forward** – The **handler halts and the dog sits** in heel position to begin the exercise. The **handler takes one step forward and halts** with the dog maintaining heel position. **The dog sits when the handler halts. This is followed by two steps forward-halt, and three steps forward-halt, with the dog heeling each time the handler moves forward and sitting each time the handler halts.** (Stationary exercise)



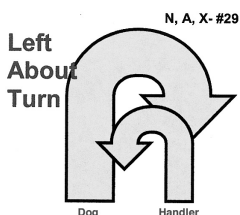
26. **Call Front – 1, 2 and 3 Steps Backward** – While heeling, the handler stops forward motion and calls the dog to the front position (**dog sits in front** and faces the handler). The handler may take several steps backward as the dog turns and moves to a sit in the front position. With the dog in the front position, the **handler takes one step backward and halts. The dog moves with the handler and sits** in the front position as the handler halts. This is followed by the **handler taking two steps backward and a halt, and three steps backward and a halt. Each time, the dog moves with the handler to the front position and sits as the handler halts.** The handler then commands and/or signals the dog to resume heel position. When returning to the heel position, the dog does not sit before the handler moves forward. (Stationary exercise)



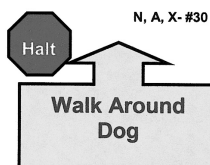
27. **Down and Stop** – While moving with the dog in heel position, the handler commands and/or signals the dog to down as the handler comes to a stop next to the dog. Once the dog is completely down, the handler moves forward, commanding the dog to move forward from down position. (Stationary exercise)



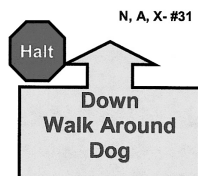
28. **HALT – Fast Forward from Sit** – The handler halts and the dog sits in heel position. With the dog sitting in heel position, the handler commands and/or signals the dog to heel and immediately moves forward at a fast pace. This must be followed by a normal pace. (Stationary exercise)



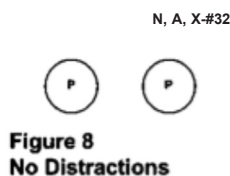
29. **Left About Turn** – While moving with the dog in heel position, the handler makes an about turn to the left, while at the same time, the dog must move around the handler to the right and into heel position. The dog does not sit before moving forward in heel position with the handler.



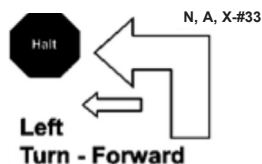
30. **HALT and Walk Around Dog** – Handler halts and dog sits. With the dog sitting in heel position, the handler commands and/or signals the dog to stay, then proceeds to walk around the dog to the left, returning to heel position. The handler must pause in heel position before moving forward to the next station. (Stationary exercise)



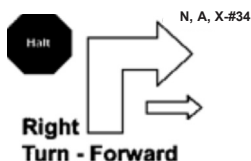
31. **HALT – Down – Walk Around Dog – Handler halts and dog sits.** With the dog sitting in heel position, the handler commands and/or signals the **dog to down and stay**, then proceeds to **walk around the dog to the left**, returning to heel position. The **handler must pause** in heel position before moving forward to the next station. The **dog heels forward from the down position.** (Stationary exercise)



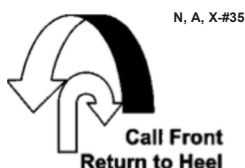
32. **Figure 8 – No Distractions** – Two pylons or posts spaced approximately 6-8 feet apart. The team enters the sequence with the posts on either left or right and will perform a complete figure 8 around the posts or pylons, **crossing the center point three times.**



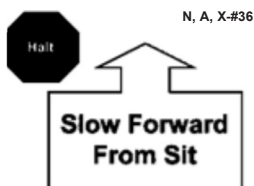
33. **HALT – Left Turn – Forward – Handler halts, dog sits.** With the dog sitting the handler commands and/or signals the dog to heel, as the handler turns to the left and continues to move forward in the new direction without hesitation. **The dog must turn with handler as the handler turns.** (Stationary exercise)



34. **HALT – Right Turn – Forward** – Handler halts, dog sits. With the dog sitting the handler commands and/or signals the dog to heel, as the handler turns to the right and continues to move forward in the new direction without hesitation. The dog must turn with the handler as the handler turns. (Stationary exercise)



35. **Call Front – Return to Heel** – While heeling the handler stops forward motion and calls the dog to the front position. The handler may take several steps backward as the dog turns and moves to sit in the front position. Dog sits in front and faces the handler. The handler will then walk around behind the dog and return to the heel position and pause. Dog must remain sitting as handler walks around dog. (This is a 180° change of direction, about turn.) (Stationary exercise)

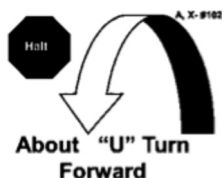


36. **HALT – Slow Forward From Sit** – The handler halts, and the dog sits in heel position. The handler then commands and/or signals the dog to heel and moves forward at a slow pace. The dog must maintain heel position as handler slowly moves forward. This must be followed by a normal pace, unless it is the last station on the course. (Stationary exercise)

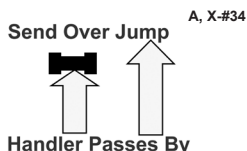
THE FOLLOWING EXERCISES MAY BE USED IN ADVANCED AND EXCELLENT CLASSES ONLY



101. **HALT – About Turn Right and Forward – Handler halts and dog sits.** With the dog sitting in heel position, the team turns 180° to the right and immediately moves forward. (Stationary exercise)



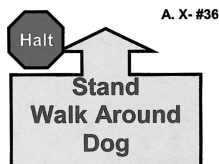
102. **HALT – About “U” Turn and Forward–Handler halts and dog sits.** With the dog sitting in heel position, the team turns 180° to the left and immediately moves forward. (Stationary exercise)



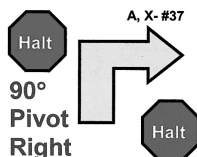
103. ***Send Over Jump – Handler Passes By – While moving** with the dog in heel position, the handler directs the dog to take the jump as the handler passes by the jump without any pause, hesitation or stopping. When the dog has completed the jump in the proper direction, it is called to heel position and the team continues to the next exercise.



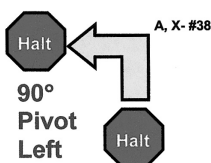
104. **HALT – Turn Right One Step – Call to Heel – Halt – Handler halts and dog sits.** With the dog sitting, the handler commands and/or signals the dog to stay. The handler then turns to the right, while taking one step in that direction, and halts. The dog is directed to heel position and must move and sit in the new location before moving forward to the next station. (Stationary exercise)



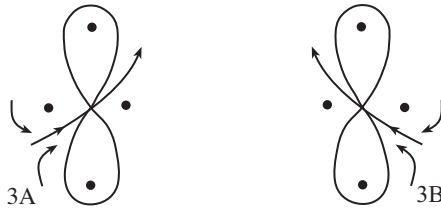
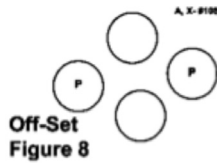
105. **HALT – Stand Dog – Walk Around – Handler halts and dog sits.**
 With the dog sitting in heel position, the handler stands the dog and commands and/or signals the dog to stay as the handler walks around the dog to the left, returning to heel position. The handler must pause in heel position before moving forward to the next station. In the Advanced class, the handler may touch the dog, move forward to stand the dog, and may pose the dog as in the show ring and the dog must move forward from the stand position. Handler may not touch the dog in the Excellent Class. (Stationary exercise)



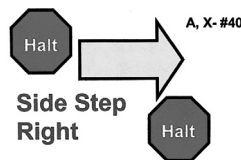
106. **HALT – 90° Pivot Right – HALT – Handler halts and dog sits.**
 With the dog sitting in heel position, the handler pivots 90° to the right and halts. The dog moves with the handler and sits in heel position. (Stationary exercise)



107. **HALT – 90° Pivot Left – HALT – Handler halts and dog sits.**
 With the dog sitting in heel position, the handler pivots 90° to the left and halts. The dog moves with the handler and sits in heel position. (Stationary exercise)



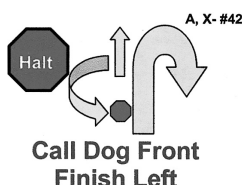
108. **Offset Figure 8** – This exercise requires two pylons or posts placed about 8–10 feet apart, around which the team will perform a complete Figure 8, crossing the center point three times without disturbing the distractions. Two distractions will be arranged to the sides of the figure 8 about 5–6 feet apart. Entry may be between the pylons or posts and the distraction on either side (see 3A and 3B). The distractions will consist of two securely covered containers with tempting dog treats; however, dog toys may replace one or both containers, or may be placed next to the containers. The exercise sign may be placed on or near the cone where entry is made into the Offset Figure 8. *Pylons or posts may not be shared with other exercises.*



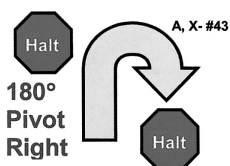
109. **HALT – Side-step Right – HALT** – Handler halts in front of the station sign and the dog sits. With the dog sitting in heel position, the handler moves one step directly to the right and halts. The dog moves with the handler and sits in heel position when the handler halts. The exercise shall be performed just before the exercise sign. This exercise shall be considered a change of direction and the sign shall be placed directly in line with the team's path, requiring the handler and dog to sidestep to the right to pass the sign. (Stationary exercise)



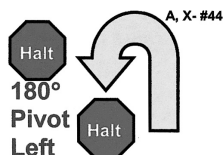
110. **HALT – Call Dog Front – Finish Right – Handler halts and dog sits.** With the dog sitting in heel position, the handler calls the **dog to front** and the **dog sits** in the front position, facing the handler. On command, the **dog then moves** from the front position **around the right of the handler and sits** in heel position. **Handler must not step forward or backward** to aid the dog during the exercise. (Stationary exercise)



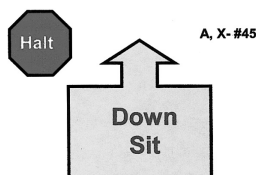
111. **HALT – Call Dog Front – Finish Left – Handler halts and dog sits.** With the dog sitting in heel position, the handler calls the **dog to front** and the **dog sits** in the front position facing the handler. On command, the **dog then moves to the handler's left and sits** in heel position. **Handler must not step forward or backward** to aid dog during exercise. (Stationary exercise)



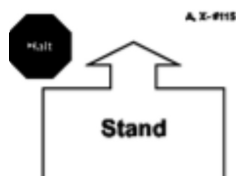
112. **HALT – 180° Pivot Right – HALT – Handler halts and dog sits.** With the dog sitting in heel position, the **handler pivots 180° to the right and halts.** The **dog moves with the handler and sits** in heel position. (Stationary exercise)



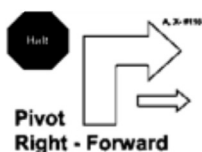
113. **HALT – 180° Pivot Left – HALT–Handler halts and dog sits.** With the dog sitting in heel position, the **handler pivots 180° to the left and halts.** The **dog moves with the handler and sits** in heel position. (Stationary exercise)



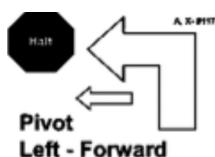
114. **HALT – Down – Sit – Handler halts and dog sits.** With dog sitting in heel position, the handler commands and/or signals the **dog to down, then to sit.** (Stationary exercise)



115. **HALT – Stand – Handler halts and dog sits.** With the dog sitting in heel position, **the handler will stand the dog.** Handler then resumes heel position **while the dog stands in place.** **Handler pauses** before moving forward. In the Advanced class, the handler may touch the dog, move forward to stand the dog, and may pose the dog as in the show ring. Handler may not touch the dog in the Excellent Class, but may move forward to stand the dog and may pose the dog as is the show ring. (Stationary exercise)



116. **HALT – Pivot Right – Forward – The handler halts and the dog sits** in heel position. The **handler** commands and/or signals the dog to heel, **then pivots to the right and dog and handler move forward.** (Stationary exercise)

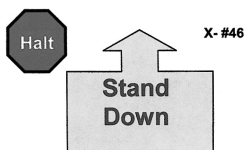


117. **HALT – Pivot Left – Forward – The handler halts and the dog sits** in heel position. The **handler** commands and/or signals the dog to heel, **then pivots to the left and dog and handler move forward.** (Stationary exercise)

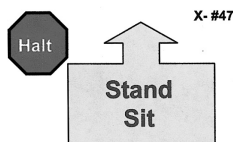


118. **HALT – Leave Dog – 2 Steps – Call to Heel – Forward –** The handler halts, and the dog sits in heel position. While the dog remains sitting the handler takes two steps forward and pauses. The handler moves forward and commands the dog to resume heel position. The dog must move briskly. (Stationary exercise)


THE FOLLOWING EXERCISES MAY BE USED IN THE EXCELLENT CLASS ONLY



201. **HALT – Stand – Down –** Handler halts and dog sits. With dog sitting in heel position, the handler will stand the dog (without physical handling or moving forward), then command and/or signal the dog to down. The handler then commands and/or signals the dog to heel forward from the down position. (Stationary exercise)



202. **HALT – Stand – Sit –** Handler halts and dog sits. With dog sitting in heel position, the handler will stand the dog (without physical handling or moving forward), then command and/or signal the dog to sit. The handler then commands and/or signals the dog to heel forward from the sitting position. (Stationary exercise)



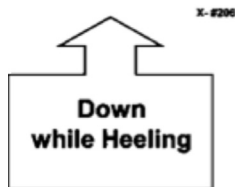
203. **Moving stand – Walk around dog –** While heeling and without pausing, the handler will stand the dog and walk around the dog to the left, returning to heel position. The handler must pause in heel position after returning to the dog. Dog must move forward from the standing position.



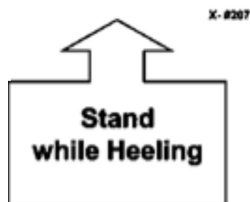
204. **Moving down – Walk around dog – While heeling and without pausing, the handler will down the dog and walk around the dog to the left, returning to heel position. The handler must pause in heel position after returning to the dog. The dog must move forward from the down position.**



205. **Backup 3 steps – While heeling, the handler reverses direction walking backward at least 3 steps, without first stopping, then continues heeling forward. The dog moves backward with the handler and maintains heel position throughout the exercise without sitting.**



206. **Down While Heeling – While moving forward, without pause or hesitation, the handler will command and/or signal the dog to down and stay as the handler continues forward about 6 feet to the Call marker. The handler will turn and face the dog, pause and then command and/or signal the dog to heel. This is a 180° change of direction, about turn. (This sign will be followed within 6 feet by the Call marker.) Dog must return to heel position and sit, the handler must pause before moving forward. (Stationary exercise)**



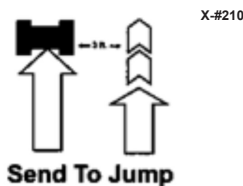
207. **Stand While Heeling** – While moving forward, without pause or hesitation, the handler will command and/or signal the dog to stand and stay as the handler continues forward about 6 feet to the Call marker. The handler will turn and face the dog, pause and then command and/or signal the dog to heel. This is a 180° change of direction, about turn. (This sign will be followed within 6 feet by the Call marker.) Dog must return to heel position and sit, the handler must pause before moving forward. (Stationary exercise)




208. **Stand – Leave Dog – Sit Dog – Call Front – Finish** – While heeling, the handler will stop and command and/or signal the dog to stand. The dog must stand and stay without sitting first. Then the handler will walk forward approximately 6 feet to the Call marker. The handler will turn to face the dog and command and/or signal the dog to sit. When the dog sits, the handler will command and/or signal the dog to front. The dog sits in the front position facing the handler. On command and/or signal, the dog will move to heel position. Dog must sit in heel position before moving forward with the handler. (Stationary exercise) (This exercise reverses the direction of the team.)



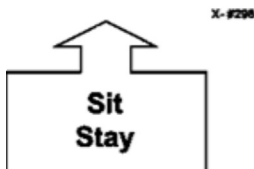
209. **Stand – Leave Dog – Down Dog – Call Front – Finish** – While heeling, the handler will stop and stand the dog using a command and/or signal, then the handler will walk forward approximately 6 feet to the Call marker. The dog must stand and stay without sitting first. The handler will turn to face the dog and command and/or signal the dog to down. When the dog downs, the handler will command and/or signal the dog to front. The dog must sit in the front position facing the handler. On command and/or signal, the dog will move to heel position. The dog must sit in heel position before moving forward with the handler. (Stationary exercise) (This exercise reverses the direction of the team.)



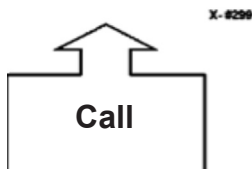
210. **Send to Jump** – At the sign for this station, the handler will command and/or signal the dog to leave heel position to execute the jump. The dog must leave the handler immediately and execute the jump. The handler must maintain a straight path of at least a 3 foot distance away from the jump and may not pass the jump until the dog has returned to heel position. The dog must jump the jump in the proper direction and return to heel position without pause, hesitation, or stopping. The team then continues to the next station.



211. **Double Left About Turn** – While moving with the dog in heel position, the handler makes an about turn to the left while at the same time, the dog must move around the handler to the right and into heel position. The handler must take one or two steps forward before performing the exercise a second time. The handler will end up turning 360° to the left as the dog turns 360° to the right around the handler. The dog does not sit at any time during this exercise.



298. **Sit Stay** – This sign will be used as a marker for the sit stay exercise. The dog must remain in the sit position while the handler retrieves the leash and returns to heel position and the judge says “exercise finished.”



299. ***Call** – This sign will be used as a marker for associated exercises.

NOTES

NOTES

NOTES

AKC Code of Sportsmanship

PREFACE: The sport of purebred dog competitive events dates prior to 1884, the year of AKC's birth. Shared values of those involved in the sport include principles of sportsmanship. They are practiced in all sectors of our sport: conformation, performance and companion. Many believe that these principles of sportsmanship are the prime reason why our sport has thrived for over one hundred years. With the belief that it is useful to periodically articulate the fundamentals of our sport, this code is presented.

- Sportsmen respect the history, traditions and integrity of the sport of purebred dogs.
- Sportsmen commit themselves to values of fair play, honesty, courtesy, and vigorous competition, as well as winning and losing with grace.
- Sportsmen refuse to compromise their commitment and obligation to the sport of purebred dogs by injecting personal advantage or consideration into their decisions or behavior.
- The sportsman judge judges only on the merits of the dogs and considers no other factors.
- The sportsman judge or exhibitor accepts constructive criticism.
- The sportsman exhibitor declines to enter or exhibit under a judge where it might reasonably appear that the judge's placements could be based on something other than the merits of the dogs.
- The sportsman exhibitor refuses to compromise the impartiality of a judge.
- The sportsman respects the AKC bylaws, rules, regulations and policies governing the sport of purebred dogs.
- Sportsmen find that vigorous competition and civility are not inconsistent and are able to appreciate the merit of their competition and the effort of competitors.
- Sportsmen welcome, encourage and support newcomers to the sport.
- Sportsmen will deal fairly with all those who trade with them.
- Sportsmen are willing to share honest and open appraisals of both the strengths and weaknesses of their breeding stock.
- Sportsmen spurn any opportunity to take personal advantage of positions offered or bestowed upon them.
- Sportsmen always consider as paramount the welfare of their dog.
- Sportsmen refuse to embarrass the sport, the American Kennel Club, or themselves while taking part in the sport.

Complete text of booklet available at:
www.akc.org

To order booklet(s), contact AKC at:
American Kennel Club
8051 Arco Corporate Drive
Suite 100
Raleigh, NC 27617-3390
Tel: (919) 233-9767
E-mail: orderdesk@akc.org
Web site: www.akc.org

©2014
The American Kennel Club
260 Madison Ave.
New York, NY 10016-2401